Alfa LU-VE in brief

Alfa LU-VE is a leading global provider of specialized products and engineered solutions.
Our equipment, systems and services are dedicated to helping customers optimize the performance of their processes. Time and time again.
We help our customers to cool products such as oil, water, chemicals, beverages, foodstuffs and pharmaceuticals.
Our worldwide organization works closely with customers to help them stay ahead.

How to contact Alfa LU-VE

Up-to-date Alfa LU-VE contact details for all countries are always available on our website alfa.luvegroup.com.

alfa.luvegroup.com

LU-VE GROUP
leadership with passion

100000831-2-EN 2001

ALFA LU-VE

Fincoil

Reliability installed

Fincoil Solar – Reliability, modularity, and convenience for industrial liquid cooling



Like a carabiner, which ensures reliability and security in the toughest outdoor environment, Fincoil Solar is the optimal solution for uncompromising performance.

Fincoil Solar – Range

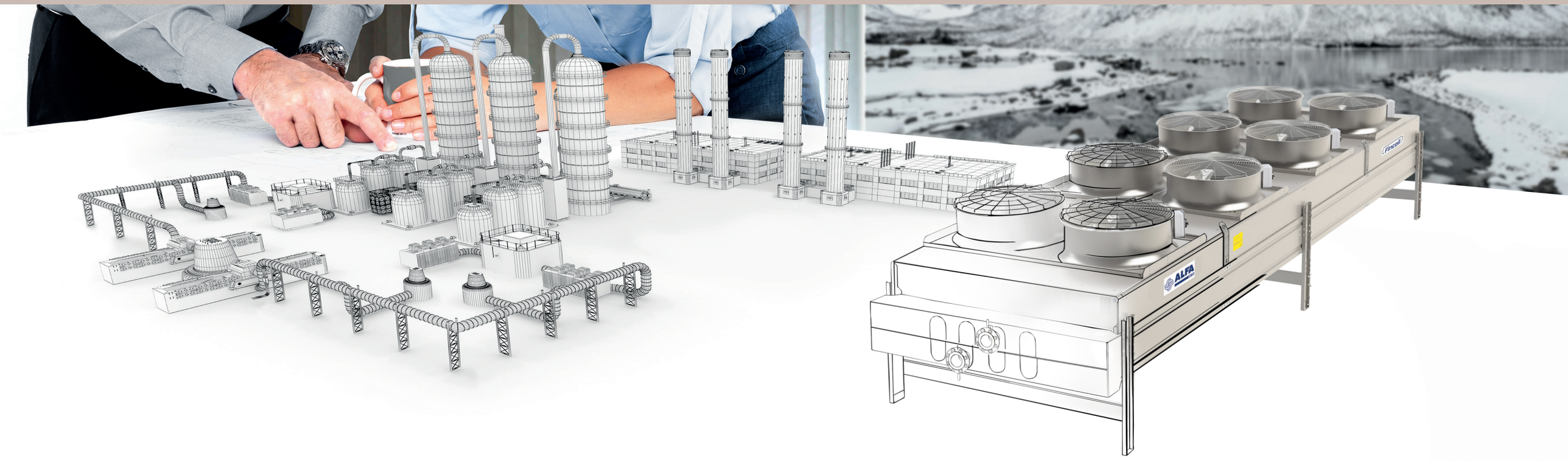

Tough by nature, optimized for choice

For tough outdoor industrial challenges, the Fincoil Solar range of air cooled liquid coolers offers complete modularity with plug and play convenience, to meet all liquid cooling needs. Suitable for all types of HVAC and industrial cooling applications, the range offers a wide choice of configurations, along with easy installation and set-up and fast delivery.

- Modular design with high flexibility ratio
- Robust design for demanding environments
- Suitable for HVAC and industrial cooling
- Wide variety of options for complete customization
- Energy efficient – low total cost of ownership
- Laboratory tested noise data
- Two-year full product guarantee
- Plug & play design for easy installation
- Wide range of packing options
- Fast delivery for optimal service and convenience

Fincoil Solar at a glance

- Range includes standard (S), industrial (SR) and ATEX certified models (SE)
- High efficiency IEC and EC motors
- Horizontal or vertical airflow setup
- Adjustable mounting feet included and fitted to aid installation
- Two casing widths: 1.63 m for SM/SRM/SEM and 2.4 m for SD/SRD/SED
- 1 to 14 fans, with lengths from 1.4 m up to 12.6 m
- Wide range of coil configurations to create fully customized solutions.
- Corrosion resistant design with C4-M class galvanized steel casing
- Plain industrial fin profile for easier cleaning and longer lifetime
- Floating coil structure
- Manual venting and draining valves

Fincoil Solar S

HVAC & refrigeration applications

Fincoil Solar S is modular and compact in design, with a robust, industrial look. This model is the ideal choice for HVAC and refrigeration applications.

- Eurovent certified performance
- Casing and structure engineered for heavy duty applications
- High efficiency EC-motors with extra low noise level
- Adjustable mounting feet, ready finished and fitted to aid installation
- Only four lifting points needed for the whole series

Fincoil Solar SR

Industrial cooling applications

Built for the toughest applications, Fincoil Solar SR meets the highest industrial standards and is suitable for a wide range of outdoor dry cooling applications. The unit offers an extensive list of options, making it easy to customize without compromising on delivery time.

- Extremely wide range of mechanical options
- Engineered for roughest applications
- Dual coil models with LT and HT-circuits available
- High efficiency IEC-motors with rigid industrial impellers
- Corrosion resistant C4-M class galvanized steel casing
- Adjustable mounting feet, ready finished and fitted to aid installation

Fincoil Solar SE

ATEX certified industrial liquid coolers

Fincoil Solar SE is ATEX certified by the manufacturer for the complete unit, making it ideal for potentially explosive environments and installations that demand ATEX certification. The robust design of Fincoil Solar SE delivers complete safety and reliability, without the need for intensive certification processes.

- ATEX certified for complete unit
- Forced draught design
- 600 mm mounting feet as standard, ready fitted for easy installation
- Adjustable mounting feet, ready finished and fitted to aid installation

Modular design, optimal capabilities

The modular and robust design of the Fincoil Solar range, combined with a wide range of optional features, makes it ideal for all types of HVAC and industrial applications. Units feature corrosion resistant galvanized steel casing, a plain industrial fin profile for easier cleaning and longer lifetime and a floating coil structure to compensate for thermal stress. With quick and easy tailoring and set-up and horizontal or vertical installation, the Fincoil Solar series delivers optimal flexibility, reliability and performance.

Overview of main features

Model	S (SM/SD)	SR (SRM/SRD)		SE (SEM/SED)
Market	HVAC	IC		Potentially explosive atmosphere
Type of fan	EC	IEC/EC		IEC
Fan diameter	910 mm	910/1240 mm		910 mm
Corrosion resistance class	Carpentry: C4-M Fan package: C3-M	Carpentry: C4-M Fan package: C3-M		Carpentry: C4-M Fan package: C3-M
Mounting feet	Up to 1 m	Up to 4 m		Up to 2 m
Eurovent	Eurovent certified (when applicable)	NA Customized project based product		NA Customized project based product
Application temperature	EC Fan	EC Fan	IEC Fan	IEC Fan
	T min= -40°C	T min= -40°C	T min = -60°C	T min = -60°C
	T max= up to 70 °C	T max= up to 70 °C	T max= up to 100°C	T max= up to 100°C
	Coil design temperature: TS 110°C	Coil design temperature: TS 110°C	Coil design temperature: TS up to 125°C	Coil design temperature: TS 110°C
Walkable top		•		
Handrails & ladders	•	Handrails & Ladder		•

Coils

The Fincoil Solar series features more than 100 different coil configurations with different dimensions, width and tube rows for customized solutions. Dual coil models are available with LT and HT-circuits for SR and SE series. Manual venting and draining valves are fitted on inlet and outlet headers.



Venting and draining valves

Overview of coil dimensions

Model	Type of fan	Module length (mm)	Module number for narrow coil models	Module number for wide coil models
S	910 mm EC fan	A=1400	1 to 5	2x 2 to 7
		B=1800	1 to 5	2x 2 to 7
		C=2100	1 to 5	2x 2 to 6
SR	910 mm EC fan	A=1400	1 to 5	2x 2 to 7
		B=1800	1 to 5	2x 2 to 7
		C=2100	1 to 5	2x 2 to 6
	910 mm IEC fan	A=1400	1 to 5	2x 2 to 7
		B=1800	1 to 5	2x 2 to 7
		C=2100	1 to 5	2x 2 to 6
	1240 mm IEC fan	A=1400	NA	2 to 7
		B=1800	NA	2 to 7
		C=2100	NA	2 to 6
SE	910 mm IEC fan	A=1400	1 to 5	2x 2 to 7
		B=1800	1 to 5	2x 2 to 7
		C=2100	1 to 5	2x 2 to 6

Narrow coil only 910 mm fan.

Dual fan row with wide coil models and 910 mm fan.

Single fan row with wide 1240 mm fans.

Fincoil Solar S

Fincoil Solar S is a Eurovent certified liquid cooler series, suitable for refrigeration and HVAC applications. Its high efficiency EC motors with extra low noise level make it ideal for noise sensitive environments.

- Adjustable mounting feet in 3 different heights: 80, 400 and 600 mm
- Four lifting points for easy lifting and handling
- Integrated cable ways

Certification

Fincoil Solar S is in accordance with ISO 9001 and ISO 14001. All products are manufactured according to machinery (2006/42/EC) and pressure equipment (2014/68/EU) directives. Eurovent Certified Performance ensures optimal reliability and accuracy of performance, noise, energy consumption and air volume flow.



Fincoil Solar highlights

In-depth features

Fincoil Solar SR

Fincoil Solar SR is a customized air-cooled radiator for the cooling of various process liquids in heavy industrial cooling applications, such as turbine cooling, process cooling, oil cooling and diesel and gas engine cooling. It comes with the widest range of options for complete customization, including dual coil models for the simultaneous cooling of LT/HT engine circuits. Units can be installed with vertical or horizontal airflow, and are specifically designed for installations with several radiators side-by-side, enabling easy fitting and maintenance.

Fincoil Solar SR is suitable for both high and low temperatures, with a mechanical design that fulfills high industrial standards. The high efficiency IEC motors of Fincoil Solar SR are squirrel-caged for outdoor use, built to IEC standard. Motors feature rigid industrial impellers for optimal duty and induced draught axial fans in a range of different speed executions. Units include service switches as standard and a fan desk, which can be used at maintenance level. Units are robust enough to walk on for service.

- Design pressure 6 barg, with each heat exchanger leak tested at 9 barg (higher design pressures available on request)

- Direct driven axial fans, suitable for use with frequency converters
- 910 mm and 1240 mm fan sizes
- Partitions between fans for regulation of cooler capacity by means of separate use of the fans
- 1 and 2 circuit versions
- Fitted with standard adjustable mounting feet (80/400/600 mm) or lower position to aid installation
- Two units can be fitted side-by-side in a single container
- Excellent sound characteristics

Product applications

- All liquids that do not corrode copper
- Diesel and gas engine cooling (1 and 2 circuit solutions)
- Turbine cooling
- Process cooling
- Oil cooling

Certification

Fincoil Solar SR is in accordance with ISO 9001 and ISO 14001. All products are manufactured according to machinery (2006/42/EC) and pressure equipment (2014/68/EU) directives.

Fincoil Solar SE
ATEX Certified Industrial Dry Cooler

Fincoil Solar SE is designed for heavy industrial cooling applications, such as engine cooling (1 or 2 circuit solutions), process cooling and turbine cooling in potentially explosive environments. Fincoil Solar SE is ATEX certified for the complete unit, with notified body examination report available. Classified as equipment group II category 2G, up to temperature class T3 or T4, the Fincoil Solar SE is suitable for potentially explosive environments. Units feature forced draught design and corrosion resistant C4-M class galvanized steel casing for safety and durability. Units feature 600 mm mounting feet, fitted for easy installation. All selectable options for Solar SE are ATEX certified.

The Solar SE is fitted with ATEX Ex-d class IECEx motors and anti-static impellers (910 mm diameter) for performance and reliability. Separated fan sections enable regulation of the cooler capacity by means of separate use of the fans. Fincoil Solar SE is available in 1 and 2 circuit versions, with service switches included.

- Design pressure 10 barg, with each heat exchanger tested with dry air at 15 barg (higher pressures available upon request)
- Anti-condensation heaters included
- Ex-d class safety switches
- Comes ATEX certified by the manufacturer for the complete unit without the need for intensive certification processes
- Fitted with header tube protection panels

Product applications

- Potentially explosive environments
- Industrial dry cooling
- Engine cooling (1 and 2 circuit solutions)
- Turbine cooling
- Process cooling

Certification

Fincoil Solar SE is in accordance with ISO 9001 and ISO 14001. All products are manufactured according to ATEX (2014/34/EU), machinery (2006/42/EC) and pressure equipment (2014/68/EU) directives.

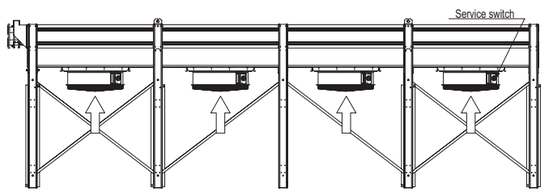

Atex protection levels

High protection level.

Level of protection	Category		Performance of protection	Conditions of operation
	Group 1	Group 2		
Very high	M 1		Two independent means of protection or safe even when two faults occur independently of each other.	Equipment remains energized and functioning when explosive atmosphere present
Very high		1	Two independent means of protection or safe even when two faults occur independently of each other.	Equipment remains energized and functioning in Zones 0,1,2 (G) and/or 20, 21, 22 (D)
High	M 1		Suitable for normal operation and severe operation conditions. If applicable also suitable for frequently occurring disturbances or for faults which are normally taken into account.	Equipment de-energized when explosive atmosphere is recognized.
High		2	Suitable for normal operation and frequently occurring disturbances or equipment where faults are normally taken into account.	Equipment remains energized and functioning in Zones 1, 2 (G) and/or 21, 22 (D)
Normal		3	Suitable for normal operation.	Equipment remains energized and functioning in Zone 2 (G) and/or 22 (D)

Classification according to ATEX Directive 2014/34/EU

CE	Ex h	II	2G	IIB	T3	Gb
1	2	3	4	5	6	7

1. Mark of compliance with the applicable European directives
2. Community mark specially indicating explosion protection
3. Equipment Group
4. Equipment Category
   Equipment designed to function in compliance with the operational parameters established by the manufacturer and ensuring a high level of protection against category 2G vapors and gases. 2G dry coolers are also suitable for areas requiring 3G units
5. Equipment explosion group
   Group IIB dry coolers are also suitable for environments with IIA classified substances
6. Temperature class (T3 or T4)
   1) Heat transfer coil maximum surface temperature may not exceed the value on the Ex-nameplate under any operating conditions. Dry coolers cannot operate independently from the process they are connected to
   2) Permitted ambient temperature min/max values comes from the component specs (e.g. motors) and is marked in the equipment
7. Equipment protection level (EPL)

Fincoil Solar mechanical options



Designed to fit

The Fincoil Solar range includes a wide range of mechanical options for complete customization, ensuring unrivalled performance and reliability for even the most demanding applications.

Mechanical Options			Specification	Code	S	SR	SE
Header cover						Std / •	Std
Expansion tank				ET		•	•
Vibration dampers				VD	•	•	•
Spray water kit				KW	•	•	
Fins	Aluminium		0.14 mm	AL	Std	Std	Std
	Industrial aluminium		0.18 mm	IF		•	•
	Epoxy pre-coated aluminium		0.18 mm	EP	•	•	
	Seawater resistant aluminium alloy		0.18 mm	SWR		•	•
	Copper		0.15 mm	CU		•	•
Air streamer						•	
Fins protection grid						•	
Casing	Hot dip galvanized steel			GS	Std	Std	Std
	Galvanized steel	visual one side painting		GP_U	•	•	•
	Galvanized steel	1 layer painting (80 µm)		GP_1		•	
	Galvanized steel	2 layer painting (160 µm)		GP_2		•	
	Galvanized steel	3 layer painting (320 µm)	C5-H	GP_3		•	
Mounting feet	0,1 m				•	•	
	0,6 m				Std	Std	Std
	1 m				•	•	•
	2-4 m					•	max 2 m
Handrails and ladders						•	
Flange	ANSI dimensions					•	•
	Counter flanges					•	•
	Expansion joints				•	•	•
ASME design						•	•
Packing	Pallet			P	Std	Std	Std
	Pallet with protection frame on top			PP	•	•	
	PP + fin surface protection			PH	•	•	
	PH + light tarpaulin cover			PT	•	•	
	Wooden pallet for container shipment			CN		•	

Std = default • = optional

Expansion tank ET

Expansion tanks are delivered with switches that connect to the signal and HT and LT hoses for plug and play connection.

Vibration dampers VD

For low noise applications, dampers provide passive isolation of fan vibrations and reduce noise transmission. Vibration dampers should be positioned between the unit feet and the mounting base.

Spray water kit KW

The Spray water kit, developed by Alfa LU-VE, consists of a stainless steel pipe system, fitted with several spraying nozzles that nebulize water, saturating the air next to the suction side of the coil. Its design is based on the Adiabatic Saturation concept. A smart solution for overcoming heat peaks, liquid coolers can be designed for lower entering air temperature, thus obtaining a smaller dimension unit.

Fins

Fins are available in a variety of spacings, thicknesses and materials. Default fins are built with a 0.14 mm thick, plain aluminium profile for high durability and easy cleaning. Optional epoxy pre-coated fins are available throughout the series, while SR and SE models are also available with seawater resistant AlMg fins, heavy industrial and copper fin options.

- Heavy industrial – increased thickness (IF)
- Epoxy pre-coated aluminium (EP)
- Seawater resistant aluminium alloy (SWR)
- Copper (CU)

Air streamer

In industrial applications, the performance of air heat exchangers can be influenced by factors such as wind, height, positioning and obstacles. The Alfa LU-VE Air Streamer features an innovative narrow profile which reduces turbulence and guides it away from the air heat exchanger. This prevents hot air circulation and stabilizes cooler performance.

- Quick and simple installation
- Options for a variety of fan diameters
- Suitable for retrofit installation
- Robust industrial construction

Without streamer

With streamer







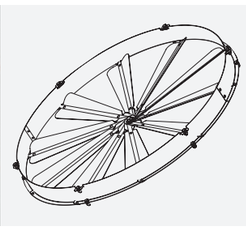



Fincoil Solar mechanical options



Fins protection grid

Painted casing
Units feature corrosion resistant, C4-M class galvanized steel-casing. Optional painted casing is available in 4 thicknesses:

- MU: basic visual painting, film thickness 80 µm
- M1: suitable for C3 environments, film thickness 80 µm
- M2: suitable for C4 environments, film thickness 160 µm
- M3: suitable for C5 environments, film thickness 320 µm

Flanges
Flange dimensions according to ANSI 150 lbs available upon request.

ASME design
ASME design available upon request.



Std position (616 mm). Lowered position (80 mm).

Mounting feet
Suitable for both vertical and horizontal installation, units are equipped by default with adjustable mounting feet, which can be fitted in standard position (616 mm), or lowered leg position (400 or 80 mm). A range of additional heights and brackets are available upon request.

Optional mounting feet configurations

- Stub feet: fixing point under the frame
- Short legs: 100 mm hot dip galvanized steel feet option for handrail and ladder fixing
- 1, 2, 3 and 4 metres, suitable for handrails and ladder fixing

Standard design criteria

- Cooler weight (including liquid)
- Wind in y/x direction (max 40 m/s)
- Earthquake in y/x direction (max 0.2 g)
- Calculation method: Eurocode 3

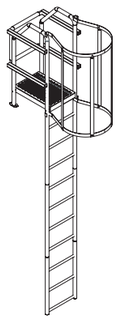

Handrails & Ladders
Optional hand rails and ladders are available, enabling safe and easy access for service. They are constructed from hot dip galvanized steel according to EN 14122, or according to OSHA 1910.23 for strength and durability. Optional top painting is available upon request. Ladder features a back bend guard (>2 metre height) and closing gate.

Packing
Fincoil Solar units are available with a variety of environmentally friendly packing options, with different levels of protection depending on freight and installation needs. For example, a special arctic environment package is available. Containers can fit 2 models, optimizing freight costs and convenience as well as facilitating installation.

CE Marking
Available upon request





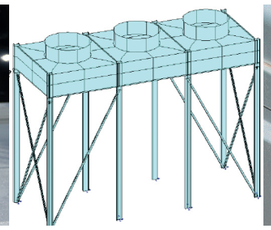


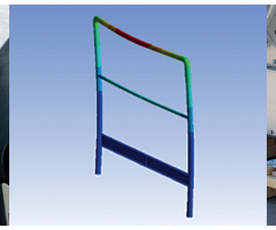



Fincoil Solar electrical accessories

Unrivalled fan performance

Fincoil Solar liquid coolers are available with 1 to 14 fans to meet all your cooling needs, and are suitable for up to protection class IP 54/55. Thanks to broad and extensive testing campaigns in our laboratory, Alfa LU-VE also provides accurate and reliable noise data on our product datasheets.

EC and IEC fans

The Fincoil Solar series is available in 1–14 fan configurations. Noise and sound data are tested and measured in our laboratory and data on the product datasheets are particularly accurate and reliable thanks to our extensive testing campaigns.

	Available fan types		
Series	EC ø910 mm	IEC ø910 mm	IEC ø1240 mm
S	•		
SR	•	•	•
SE		•	

Different fan diameters and types are available depending on the product model. Different options regarding electrical accessories are also available, based on fan type.

IEC fan motors

Fan motors are available for various power supplies. Motors are squirrel caged, built to IEC standards and are supplied with condensing water outlets and shaft seals, together with F/H class insulation. Motors are pre-wired to lockable safety switches.

EC fan motors

EC fan motors are equipped with integrated electronic commutation speed control. The result is a highly efficient and extremely compact speed controlled fan.

Upon request fan motor options

- Special power supply
- High temperature fan motor
- ATEX fan motor
- Thermal overload Klixon switches
- Anti-condensation heater
- Special fan motors (NEMA, UL, CSA etc.)
- H-class insulation
- Forced draught fans (FD)



Electrical accessories for versatility

Developed with an application-led approach, the Fincoil Solar range is highly versatile. Units come with a number of standard and optional electrical accessories for easy tailoring and integration to suit a wide range of functions.

Electrical accessories		Motor type	EMC	Code	S	SR	SE
Service switch		EC / IEC	n.a/ •	SW	•	Std	Std
Connection box		IEC	•	CB		•	•
Connection box		EC		CBP	•	•	
Connection box with external signal 4-20 m		EC		CBPI	•	•	
Connection box with temperature probe		EC		CBPT	•	•	
Switchboard	Basic switchboard	IEC	Std	B		•	
	Basic switchboard	EC		ECCB	•	•	
Control system option	Basic switchboard with Frequency converter and manual by-pass	IEC	Std	BFC		•	
	BFC with temperature probe	IEC	Std	BFCT		•	
	ECCB with external signal 4-20 mA	EC		ECCBI	•	•	
	ECCB with temperature probe	EC		ECCBT	•	•	

Std = default • = optional

Service switch

Wired to the fan, each fan has a service switch which enables easy maintenance.

Connection boxes

Fans are wired to a connection box for common power connection. For EC fans, signal is wired to a different smaller connection box. By default, the main input signal is 0–10 V from the customer. The connection box is available with or without circuit breakers and is located at the end of the liquid cooler, in the following configurations:

- Connection box for IEC fans – CB
- Connection box for EC fans – CBP
- Connection box for EC fans with external signal 4-20 mA fan speed regulation (CBPI)
- Connection box for EC fans with temperature probe and fan speed regulation (CBPT)

Switchboard for IEC fans

IEC Motors can be supplied with a basic switchboard (B), featuring a main switch and protection for each fan (circuit breakers) and terminals for fan alarm. Shielded cables come as standard. Can be supplied with an optional frequency converter for optimal flexibility.

Available configurations:

- Basic switchboard for IEC fans (B)
- Basic switchboard for IEC fans with frequency converter and bypass (BFC)
- Basic switchboard for IEC fans with frequency converter, manual bypass

BFC frequency converter

Our state-of-the-art frequency converter enables energy and cost-efficient stepless fan speed regulation and overall control of the unit. BFC conforms to IP66 protection class, making it suitable for outdoor installation. Frequency converters reduce noise, simplify control for the end user and reduce electrical consumption for lower total cost of ownership. Frequency converter features shielded cables as standard and is ready installed, with optional temperature probe (BFCT).

Basic BFC set-up:

- Combination of a motor protective switch panel (B) and a frequency converter (FC)
- Connection cable between B and FC included (in case of side-by-side installation)
- Normal operation on frequency converter mode. BFC includes manual bypass mode in case of malfunction of the frequency converter.
- All cables are EMC approved and all components are suitable for EMC installation
- Temperature range from -40 °C to +40 °C (up to +55 °C with derating)
- Control signal can be selected between U = 0-10 Vdc and I = 4-20 mA

Switchboard for EC fans

ECCB is a basic switchboard, featuring a main switch and protection for each fan (circuit breakers). Terminals are available for input signal and cumulative fan alarm. Control options are available, including a signal converter, which converts a 4-20 mA from the customer (ECCBI) or the temperature probe signal (ECCBT) to 0–10 V to drive the EC fans.

- Basic switchboard for EC fans (ECCB)
- Basic switchboard for EC fans with exterrnal signal 4-20 mA (ECCBI)
- Basic switchboard for EC fans with temperature probe (ECCBT)

Product selection and information

AlfaSelect Air

Fincoil Solar S is selectable on our computer selection software, AlfaSelect Air. This offers separate modules for mechanical and thermal configuration, as well as instant access to selection and pricing of optional extras. It also offers a fully sortable selection output, and an interface that offers multiple language options.

Fincoil Solar SR and SE tailoring

Fincoil Solar SR and SE dry coolers are always selected and customized according to the customer's request. Selection and pricing is to be performed with the help of our Alfa LU-VE air heat exchangers specialists. They will guide you to select the best solution according to your specific installation needs. Please contact our sales organization for more details and full technical documentation.

Data sheets

The AlfaSelect data sheet printout provides all relevant technical specifications for the selected cooler model, including detailed dimensional drawings.

- Thermal and air flow specification
- Mechanical configuration
- Pricing information
- Detailed dimensional drawings

Product information

Comprehensive product information is available at alfa.luvegroup.com, including product leaflets, manuals, certificates and brochures. Our website also offers CAD drawings, high-resolution images and electrical connections available for download.

Selection features in AlfaSelect Air

For optimal heat exchanger configuration, AlfaSelect offers Fincoil Solar-specific selection parameters:

- Noise level
- Max. unit dimensions
- Coil material
- IEC or EC fans
- RPM modulation for EC fans
- Power supply
- Number of circuits

Alfa LU-VE commercial air coolers

The Optigo range contains the following models: Optigo CS (low silhouette), Optigo CD (dual discharge) and Optigo CC and CCB (single discharge) air coolers for general application in cooling, freezing, storage, working and processing rooms.

A wide range of models are fitted with energy-efficient EC fans (as standard on the low silhouette range Optigo CS), making them especially suitable for refrigerated working, processing and storage rooms. Optigo offers dedicated ranges for HFO & HFC refrigerants, brine and CO_2 applications.

Alfa LU-VE industrial air coolers

The Arctigo industrial air cooler platform offers an extremely wide and flexible range of single (IS) and dual discharge (ID) industrial air coolers, shock cooling (IST), banana ripening (HRCD) and data center cooling (LSV). The Arctigo range offers a wide variety of cooler configurations and options.

Condensers and gas coolers

AlfaBlue is the new generation of heavy-duty condensers and gas coolers, optimized for HFO and HFC refrigerants. The commercial AlfaBlue Junior platform offers excellent performance, allowing easy installation on-site and easy integration with other components. Highly efficient fan motors combine excellent sound characteristics and low energy consumption. The range includes: XG gas coolers specifically designed for CO_2 refrigerant systems and AG condensers for commercial refrigeration and air-conditioning installations. The Alfa-V Single Row is designed to reject small to medium heat loads with a compact footprint in commercial refrigeration and air conditioning installations. It offers many features to meet the highest demands in state-of-the-art refrigeration installations.

Industrial liquid coolers

The Fincoil Solar, Alfa-V (VDD and and VLD) and Fincoil FBL ranges cover dry coolers for HVAC & REF applications, for heavy industrial cooling applications in process and power industries. AlfaBlue BO is a dedicated range for transformer oil cooling.

Our industrial liquid coolers are available with either copper or stainless steel tubing. We supply both standardized and fully customized industrial liquid coolers. The Alfa LU-VE industrial product portfolio includes a variety of design options and accessories.