This document and its contents is owned by LU-VE Group or its affiliates and protected by laws governing intellectual property and thereto related rights. Without limiting any rights related to this document, no part of this document may be copied, reproduced or transmitted in any form or by any means (electronic, mechanical, photocopying, recording, or otherwise), or for any purpose, without the expressed permission of LU-VE Group. Nor may it be used in any other way or for any other purpose than expressly permitted by LU-VE Group. LU-VE Group will enforce its rights related to this document to the fullest extent of the law, including the seeking of criminal prosecution.

MACHINE FANS LAY-OUT
(TOP VIEW)

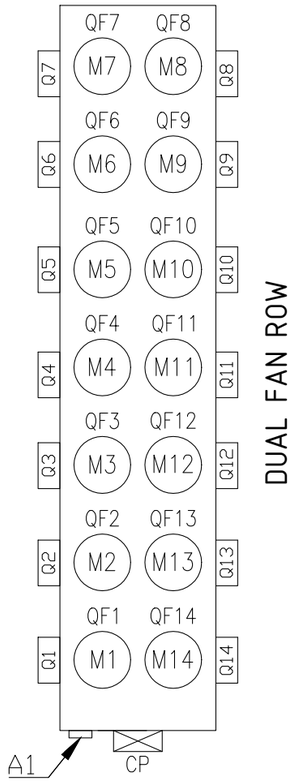

COLOURS TABLE			
USE	COLOUR	VOLTAGE	SIGLE
Power Circuit	Black	230÷400VAC	BK
Neutral	Blue	230VAC	BL
PE Circuit	Yellow/Green	-	GNYE
Auxiliary	Blue	24VDC	BU
Auxiliary	Red	24VAC	RD
Auxiliary	Brown	230VAC	BR
External Circuit	Orange	250V max	OR

QUADRO ELETTRICO
ECCB2 14T H

CONTROL PANEL
ECCB2 14T H

ATTENZIONE
Protezione generale della linea cura del cliente
Collegare a terra il PE
CAUTION!
Power line protections to be supplied by user
PE must be earthed

DESIGN	ELECTRAIMPIANTI	VOLTAGE SUPPLY 400VAC ±10%	SHORT CIRCUIT CURRENT (Icc) 10kA
SERIE	ECCB2	PHASE 3ph+PE	PROTECTION DEVICE –
EI JOB	P00045-000	AUXILIARY VOLTAGE –	IP DEGREE CLOSED DOOR IP65
CUSTOMER	ELECTRAIMPIANTI	NOMINAL CURRENT 85A	IP DEGREE OPEN DOOR Contatti Accidentali
		NOMINAL FREQUENCY 50/60Hz	STANDARD EN 61439-1 EN 60529
		NOMINAL POWER 53kW	TEMPERATURE RANGE min -20°C max +40°C

REV.	MODIFICA	DATA	FIRME
00	First Issue	16/06/22	APR

CUSTOMER LOGO

LU-VE GROUP

SOST. DA
SOST. IL
FILE : EI000965.dwg

Quadro Elettrico
ECCB2 14 Fans
Control Panel
ECCB2 14 Fans

DRAW.
EI000965

REV.	MODIFICATION	DATE	DRAW	CHECK	APPR.
00	First Issue	16/06/2022	APR	PEL	FW

ELECTRAIMPIANTI
ELECTRAIMPIANTI Srl
Via Adone Perin, 1 36073 - Cornedo Vic. - VI
tel. +39 0445 490445 - Fax +39 0445 490456
E-mail: info@electraimpianti.it

Draw. N.:	EI000965
CAD:	SPAC
File Name:	EI000965.dwg
Customer:	ELECTRAIMPIANTI

Plant	Control Panel ECCB2 14T H
	Cover *Cover*

Doc.N°	31419444
Job/ Series:	P00045-000
FG.	01
F.S.	02

Fg/Sh	Descrizione	Description	Modifica/Modify	Data/Date	N.	Firma/Signature
1	Cover	Cover	First Issue	16/06/2022	00	APR
2	Legenda Fogli	Sheets Legend	First Issue	16/06/2022	00	APR
3	Distinta Materiali	Bill of Materials	First Issue	16/06/2022	00	APR
5	Layout	Layout	First Issue	16/06/2022	00	APR
6	Layout	Layout	First Issue	16/06/2022	00	APR
10	Circuito Potenza	Power Circuit	First Issue	16/06/2022	00	APR
11	Circuito Potenza	Power Circuit	First Issue	16/06/2022	00	APR
12	Circuito Potenza	Power Circuit	First Issue	16/06/2022	00	APR
13	Circuito Potenza	Power Circuit	First Issue	16/06/2022	00	APR
20	Controllore	Controller	First Issue	16/06/2022	00	APR
21	Controllore	Controller	First Issue	16/06/2022	00	APR
22	Allarmi Ventilatori	Fans Alarms	First Issue	16/06/2022	00	APR
23	Connessione Ventilatori	Fans Connections	First Issue	16/06/2022	00	APR
24	Connessione Ventilatori	Fans Connections	First Issue	16/06/2022	00	APR
25	Connessione Ventilatori	Fans Connections	First Issue	16/06/2022	00	APR
26	Connessione Ventilatori	Fans Connections	First Issue	16/06/2022	00	APR
30	Morsettiera	Terminal	First Issue	16/06/2022	00	APR
31	Morsettiera	Terminal	First Issue	16/06/2022	00	APR
32	Morsettiera	Terminal	First Issue	16/06/2022	00	APR
33	Morsettiera	Terminal	First Issue	16/06/2022	00	APR

REV.	MODIFICATION	DATE	DRAW	CHECK	APPR.
00	First Issue	16/06/2022	APR	PEL	FW

ELECTRAIMPIANTI
ELECTRAIMPIANTI Srl
Via Adone Perin, 1 36073 - Cornedo Vic. - VI
tel. +39 0445 490445 - Fax +39 0445 490456
E-mail: info@electraimpianti.it

Draw. N.:	EI000965
CAD:	SPAC
File Name:	EI000965.dwg
Customer:	ELECTRAIMPIANTI

Plant: Control Panel ECCB2 14T H

Legenda Fogli
Sheets Legend

Doc.N°: 31419444

Job/ Series: P00045-000

FG. 02

F.S. 03

Nome/Item	Codice Interno	Descrizione IT	Descrizione EN	Fg/Sh	Q.ta/Q.ty
QF1	716475	FAZ-C10/3 Int.Magnetotermico 10kA 3P C10	Over current switch, 10A, 3p, C-Char, AC	10	1
QF2	716475	FAZ-C10/3 Int.Magnetotermico 10kA 3P C10	Over current switch, 10A, 3p, C-Char, AC	10	1
QF3	716475	FAZ-C10/3 Int.Magnetotermico 10kA 3P C10	Over current switch, 10A, 3p, C-Char, AC	10	1
QF4	716475	FAZ-C10/3 Int.Magnetotermico 10kA 3P C10	Over current switch, 10A, 3p, C-Char, AC	10	1
QF5	716475	FAZ-C10/3 Int.Magnetotermico 10kA 3P C10	Over current switch, 10A, 3p, C-Char, AC	11	1
QF6	716475	FAZ-C10/3 Int.Magnetotermico 10kA 3P C10	Over current switch, 10A, 3p, C-Char, AC	11	1
QF7	716475	FAZ-C10/3 Int.Magnetotermico 10kA 3P C10	Over current switch, 10A, 3p, C-Char, AC	11	1
QF8	716475	FAZ-C10/3 Int.Magnetotermico 10kA 3P C10	Over current switch, 10A, 3p, C-Char, AC	11	1
QF9	716475	FAZ-C10/3 Int.Magnetotermico 10kA 3P C10	Over current switch, 10A, 3p, C-Char, AC	12	1
QF10	716475	FAZ-C10/3 Int.Magnetotermico 10kA 3P C10	Over current switch, 10A, 3p, C-Char, AC	12	1
QF11	716475	FAZ-C10/3 Int.Magnetotermico 10kA 3P C10	Over current switch, 10A, 3p, C-Char, AC	12	1
QF12	716475	FAZ-C10/3 Int.Magnetotermico 10kA 3P C10	Over current switch, 10A, 3p, C-Char, AC	12	1
QF13	716475	FAZ-C10/3 Int.Magnetotermico 10kA 3P C10	Over current switch, 10A, 3p, C-Char, AC	13	1
QF14	716475	FAZ-C10/3 Int.Magnetotermico 10kA 3P C10	Over current switch, 10A, 3p, C-Char, AC	13	1
QS1	727332	OT160G03 Sezionatore 160A 3P	OT160G03 Isolating Switch 160A	10	1
QU1	963822507	Portafusibile 2P CH10	Fuse carrier 2P CH10	20	1

REV.	MODIFICATION	DATE	DRAW	CHECK	APPR.
00	First Issue	16/06/2022	APR	PEL	FW

ELECTRAIMPIANTI
ELECTRAIMPIANTI Srl
Via Adone Perin, 1 36073 - Cornedo Vic. - VI
tel. +39 0445 490445 - Fax +39 0445 490456
E-mail: info@electraimpianti.it

Draw. N.:	EI000965
CAD:	SPAC
File Name:	EI000965.dwg
Customer:	ELECTRAIMPIANTI

Plant: Control Panel ECCB2 14T H

Distinta Materiali
Bill of Materials

Doc.N°: 31419444

Job/ Series: P00045-000

FG. 03

F.S. 05

Vista Posteriore

Rear View



Vista Frontale

Front View

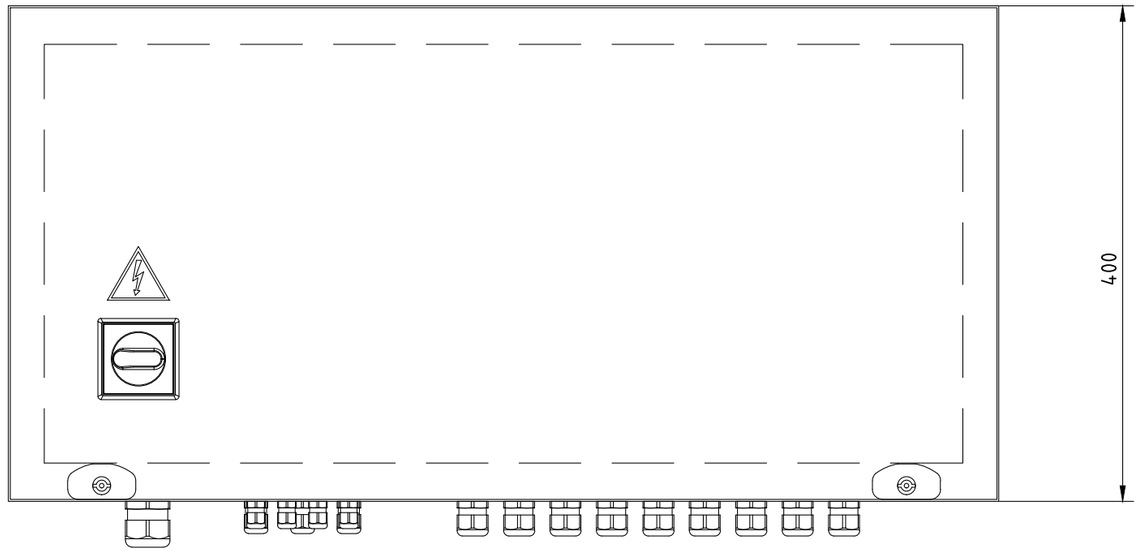

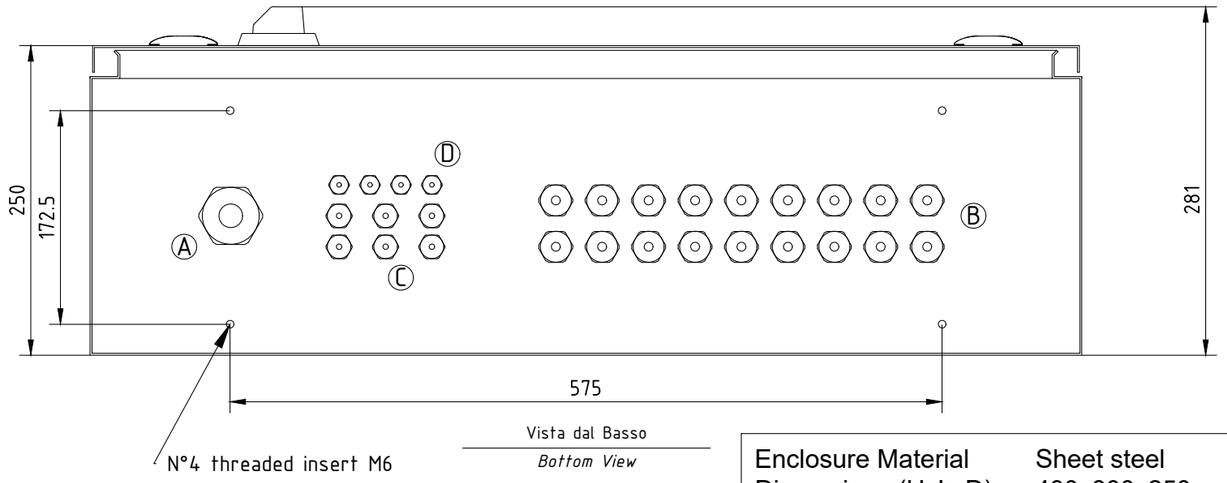

Vista dal Basso

Bottom View

Pressacavi / *Cable Gland*				
	ITEM	SIZE	Q.TY	TYPE
Alimentazione *Power Supply*	A	M40x1,5	1	Plastic
Alim. Ventilatori *Fans Supply*	B	M20x1,5	18	Plastic
Ausiliari *Auxiliary*	C	M16x1,.5	6	Plastic
	D	M12x1,5	4	Plastic

Enclosure Material	Sheet steel
Dimensions (HxLxD)	400x800x250
Painting	RAL7035
External IP degree	IP65
Internal IP degree	Accidental Contacts
Mounting	-
Sheet Metal Thickness	-

REV.	MODIFICATION	DATE	DRAW	CHECK	APPR.
00	First Issue	16/06/2022	APR	PEL	FW

ELECTRAIMPIANTI
ELECTRAIMPIANTI Srl
Via Adone Perin, 1 36073 - Cornedo Vic. - VI
tel. +39 0445 490445 - Fax +39 0445 490456
E-mail: info@electraimpianti.it

Draw. N.:	EI000965
CAD:	SPAC
File Name:	EI000965.dwg
Customer:	ELECTRAIMPIANTI

Plant: Control Panel ECCB2 14T H

Layout *Layout*

Doc.N°: 31419444

Job/ Series: P00045-000

FG. 05

F.S. 06

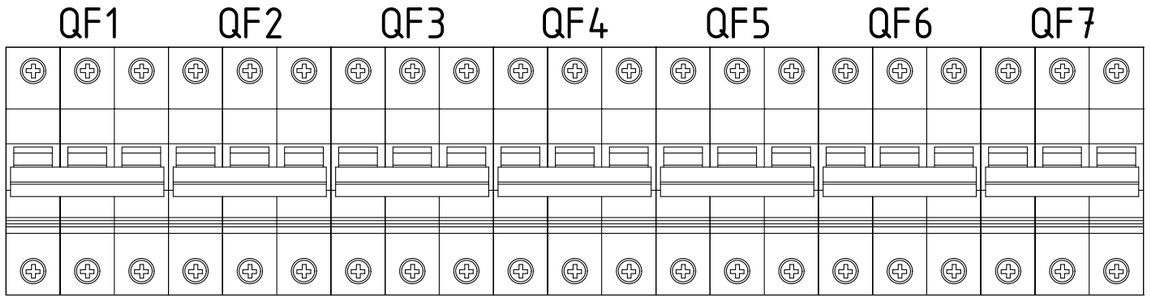

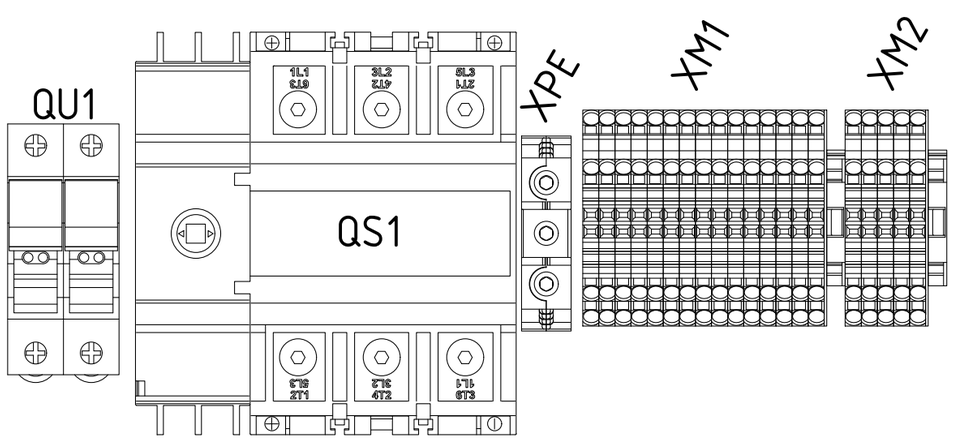

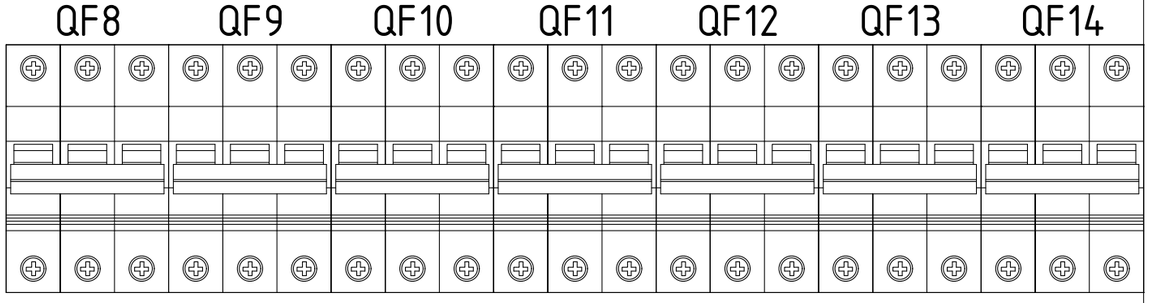

PLATE 750 x 350

REV.	MODIFICATION	DATE	DRAW	CHECK	APPR.
00	First Issue	16/06/2022	APR	PEL	FW

ELECTRAIMPIANTI
ELECTRAIMPIANTI Srl
Via Adone Perin, 1 36073 - Cornedo Vic. - VI
tel. +39 0445 490445 - Fax +39 0445 490456
E-mail: info@electraimpianti.it

Draw. N.:	E1000965
CAD:	SPAC
File Name:	E1000965.dwg
Customer:	ELECTRAIMPIANTI

Plant	Control Panel ECCB2 14T H
	Layout *Layout*

Doc.N°	31419444
Job/ Series:	P00045-000
FG.	06
F.S.	10

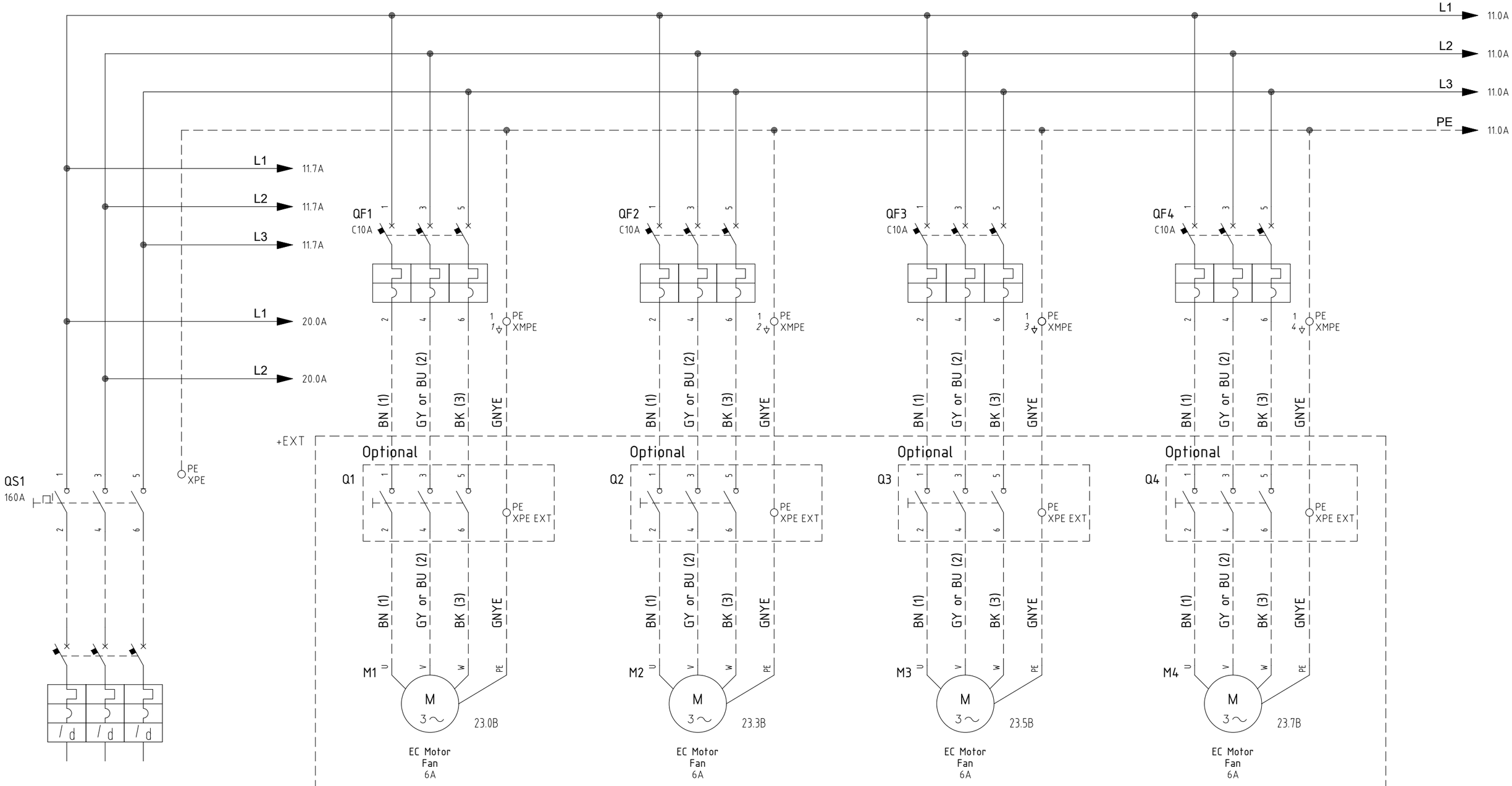

Nota 1: Interruttori A Valle Dei Motori Sono Opzionali

Note 1: Switches Downstream Of The Motors Are Optional

Nota 2: Configurazione Alternativa del Cavo tra Parentesi

Note 2: Cable Alternative Configuration in Brackets

REV.	MODIFICATION	DATE	DRAW	CHECK	APPR.
00	First Issue	16/06/2022	APR	PEL	FW

ELECTRAIMPIANTI
ELECTRAIMPIANTI Srl
Via Adone Perin, 1 36073 - Cornedo Vic. - VI
tel. +39 0445 490445 - Fax +39 0445 490456
E-mail: info@electraimpianti.it

Draw. N.:	EI000965
CAD:	SPAC
File Name:	EI000965.dwg
Customer:	ELECTRAIMPIANTI

Plant: Control Panel ECCB2 14T H

Circuito Potenza
Power Circuit

Doc.N° 31419444

Job/ Series: P00045-000

FG. 10

F.S. 11

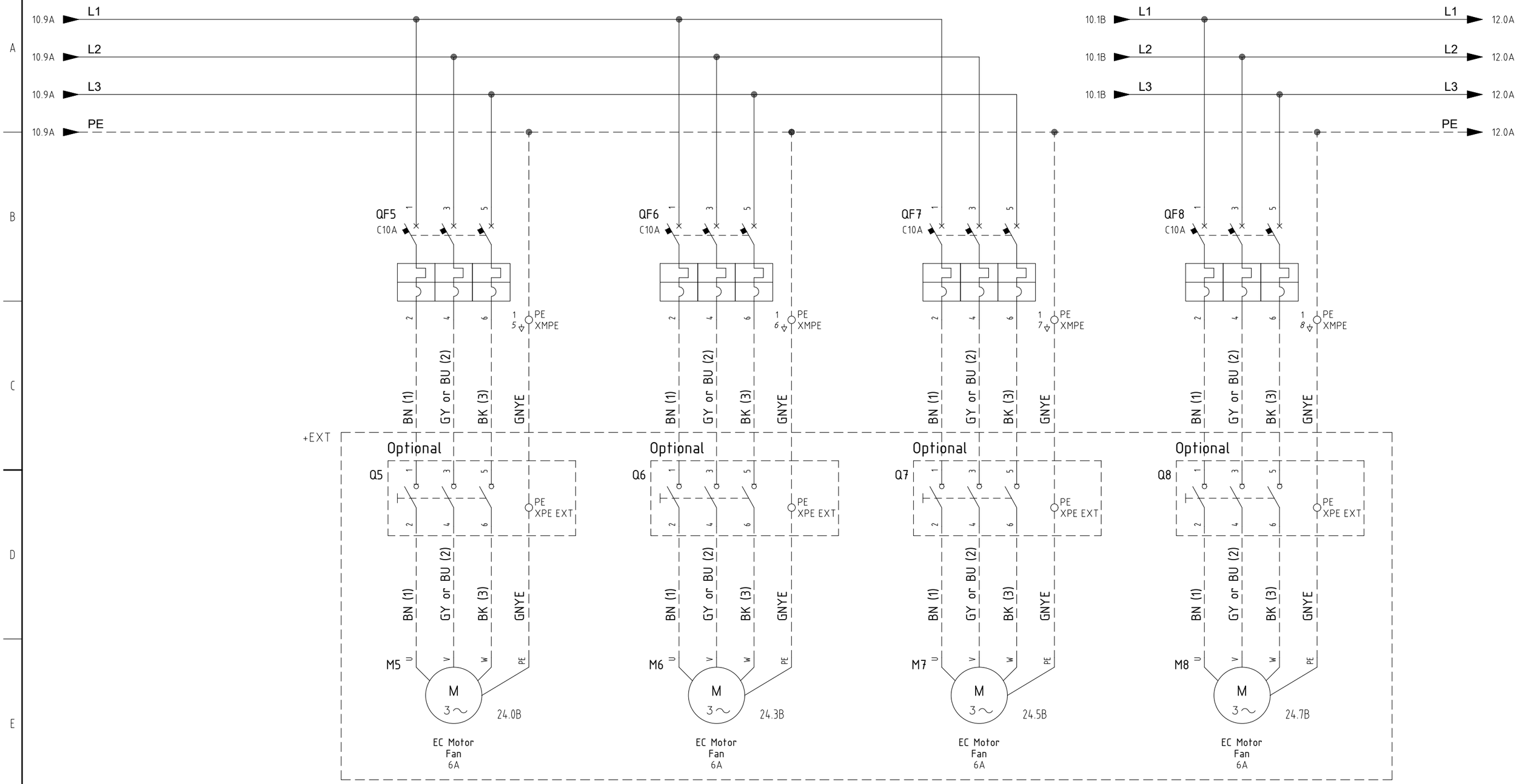

Nota 1: Interruttori A Valle Dei Motori Sono Opzionali

Note 1: Switches Downstream Of The Motors Are Optional

Nota 2: Configurazione Alternativa del Cavo tra Parentesi

Note 2: Cable Alternative Configuration in Brackets

REV.	MODIFICATION	DATE	DRAW	CHECK	APPR.
00	First Issue	16/06/2022	APR	PEL	FW

ELECTRAIMPIANTI
ELECTRAIMPIANTI Srl
Via Adone Perin, 1 36073 - Cornedo Vic. - VI
tel. +39 0445 490445 - Fax +39 0445 490456
E-mail: info@electraimpianti.it

Draw. N.:	EI000965
CAD:	SPAC
File Name:	EI000965.dwg
Customer:	ELECTRAIMPIANTI
Plant	Control Panel ECCB2 14T H
	Circuito Potenza *Power Circuit*
Doc.N°	31419444
Job/ Series:	P00045-000
FG.	11
F.S.	12

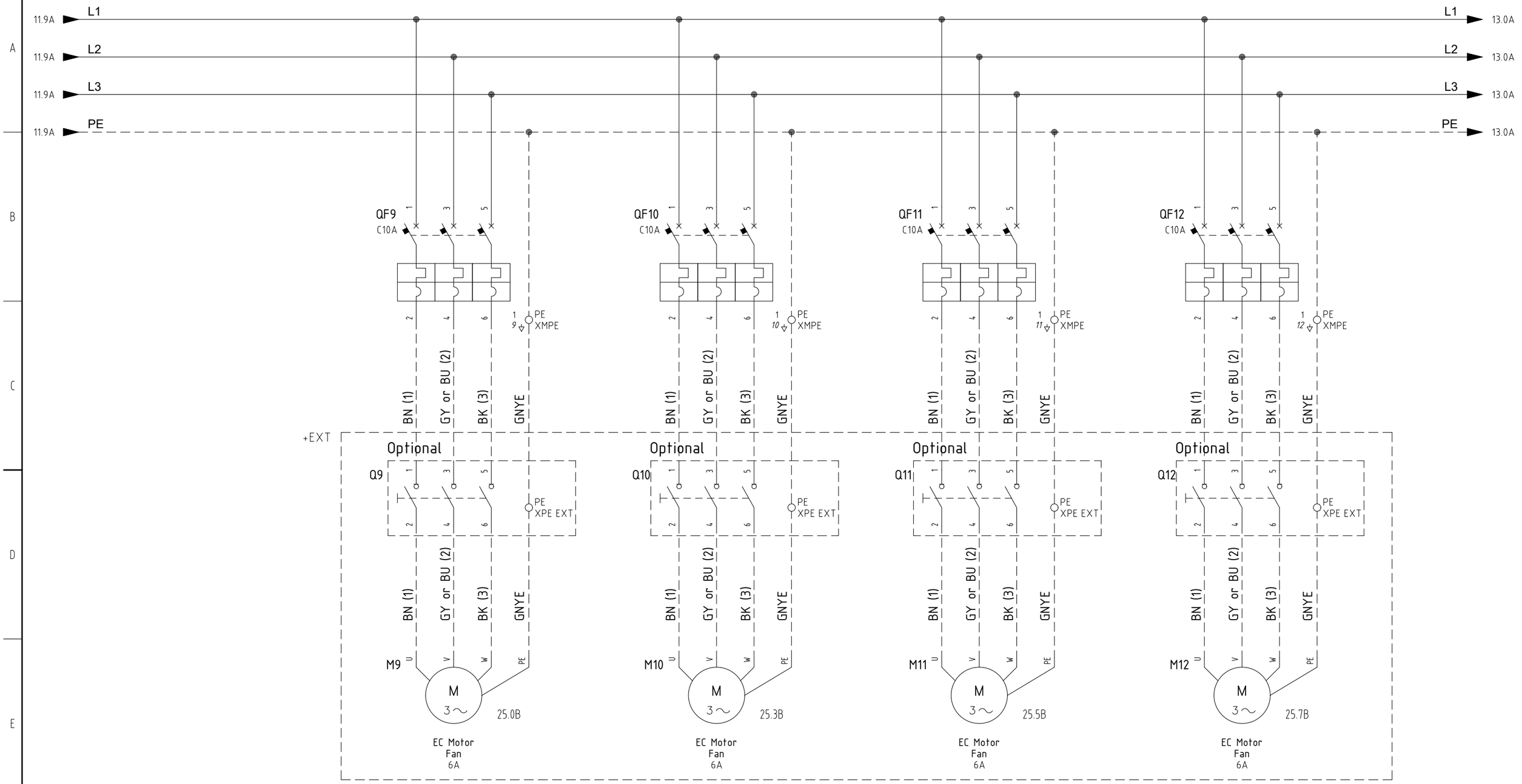

Nota 1: Interruttori A Valle Dei Motori Sono Opzionali

Note 1: Switches Downstream Of The Motors Are Optional

Nota 2: Configurazione Alternativa del Cavo tra Parentesi

Note 2: Cable Alternative Configuration in Brackets

REV.	MODIFICATION	DATE	DRAW	CHECK	APPR.
00	First Issue	16/06/2022	APR	PEL	FW

ELECTRAIMPIANTI
ELECTRAIMPIANTI Srl
Via Adone Perin, 1 36073 - Cornedo Vic. - VI
tel. +39 0445 490445 - Fax +39 0445 490456
E-mail: info@electraimpianti.it

Draw. N.:	EI000965
CAD:	SPAC
File Name:	EI000965.dwg
Customer:	ELECTRAIMPIANTI
Plant	Control Panel ECCB2 14T H
	Circuito Potenza *Power Circuit*
Doc.N°	31419444
Job/ Series:	P00045-000
FG.	12
F.S.	13

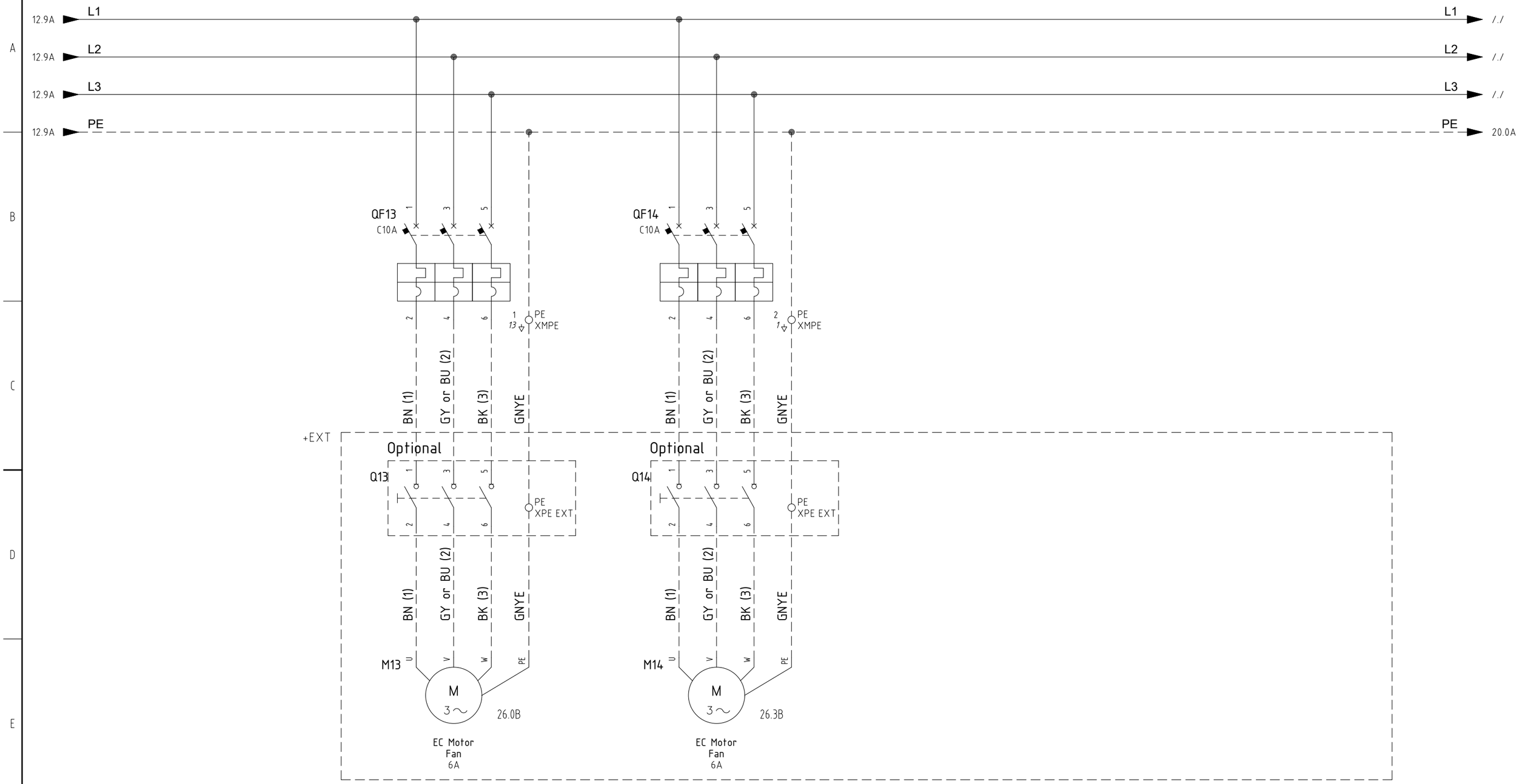

Nota 1: Interruttori A Valle Dei Motori Sono Opzionali

Note 1: Switches Downstream Of The Motors Are Optional

Nota 2: Configurazione Alternativa del Cavo tra Parentesi

Note 2: Cable Alternative Configuration in Brackets

REV.	MODIFICATION	DATE	DRAW	CHECK	APPR.
00	First Issue	16/06/2022	APR	PEL	FW

ELECTRAIMPIANTI
ELECTRAIMPIANTI Srl
Via Adone Perin, 1 36073 - Cornedo Vic. - VI
tel. +39 0445 490445 - Fax +39 0445 490456
E-mail: info@electraimpianti.it

Draw. N.:	EI000965
CAD:	SPAC
File Name:	EI000965.dwg
Customer:	ELECTRAIMPIANTI

Plant	Control Panel ECCB2 14T H
	Circuito Potenza *Power Circuit*

Doc.N°	31419444
Job/ Series:	P00045-000
FG.	13
F.S.	20

Alimentazione
PTec
PTec Power Supply

10.1C L1

10.1C L2

13.9A PE

QU1
1A gG

1 PE
14 XMPE

+EXT

BN BU GNYE

N	L1	L2	PE

CPU: Main Controller
MOD. : 0

Name:	Sheet:
Power Supply	

+EXT

Analog Output 1		Ground Analog I/O		Dry Contact	
Name:	Sheet:	Name:	Sheet:	Name:	Sheet:
CPU: Main Controller MOD. : 0		CPU: Main Controller MOD. : 0		CPU: Main Controller MOD. : 0	
OUT1		0V		NC NO COM	

1 A(D+) XM12 B(D-) 2

2 E1

2 GND

A(D+) WH → 23.0D
B(D-) BN → 23.0E
E1 YE → 23.0A
GND GN → 23.0A

Comunicazione Modbus
Ventilatori (Optional)
Modbus Communication Fans (Optional)

Ingresso Analogico
Ventilatori
Fans Analog Input

T1+ T1-	T2+ T2-	0V	I1	I2	I3	I4	0V
CPU: Main Controller MOD. : 0	CPU: Main Controller MOD. : 0	CPU: Main Controller MOD. : 0	CPU: Main Controller MOD. : 0	CPU: Main Controller MOD. : 0	CPU: Main Controller MOD. : 0	CPU: Main Controller MOD. : 0	CPU: Main Controller MOD. : 0
Name: Sheet:	Name: Sheet:	Name: Sheet:	Name: Sheet:	Name: Sheet:	Name: Sheet:	Name: A1 Sheet: 21.2B	Name: Sheet:
Modbus RTU Slave	Modbus RTU Master	Ground Modbus RTU	Direct/Reverse Input	Limit Speed Input	Start/Stop Input	External Emergency Input	Ground I/O

REV.	MODIFICATION	DATE	DRAW	CHECK	APPR.
00	First Issue	16/06/2022	APR	PEL	FW

ELECTRAIMPIANTI
ELECTRAIMPIANTI Srl
Via Adone Perin, 1 36073 - Cornedo Vic. - VI
tel. +39 0445 490445 - Fax +39 0445 490456
E-mail: info@electraimpianti.it

Draw. N.: EI000965
CAD: SPAC
File Name: EI000965.dwg
Customer: ELECTRAIMPIANTI

Plant: Control Panel ECCB2 14T H

Controllore
Controller

Doc.N° 31419444

Job/ Series: P00045-000

FG. 20
F.S. 21

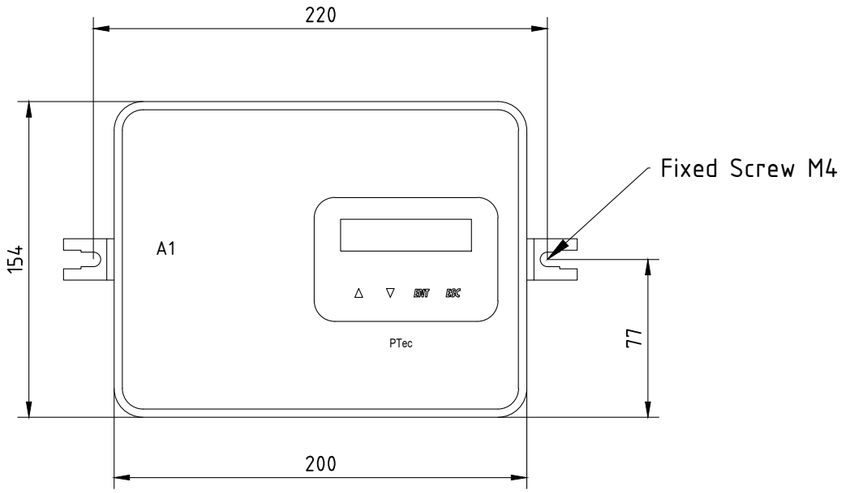

CONTROLS TERMINAL BOARD

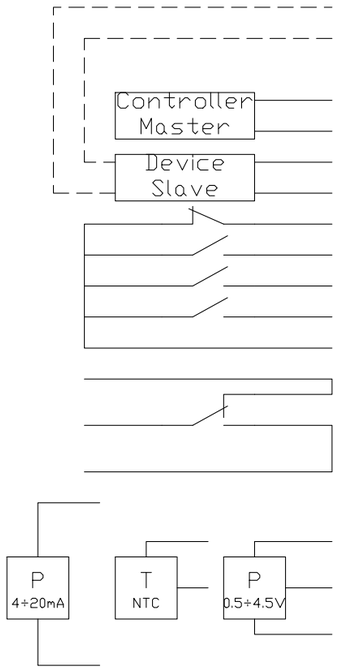

Term.	Description
T2 -	Serial RS485, Modbus RTU - master
T2+	Serial RS485, Modbus RTU - master
0V	Ground I/O
T1 -	Serial RS485, Modbus RTU - slave
T1+	Serial RS485, Modbus RTU - slave
OUT1	Analogical output 1, type 0...10V= (max 15mA)
0V	Mass I/O
I4	External emergency input
I3	Start/Stop input
I2	Limit Speed function input
I1	Direct/Reverse function input
0V	Ground I/O
NC	Relay 1 closed norm. contact output
COM	Relay 1 common contact output (1A-250V~/3A-30V=)
NO	Relay 1 open norm. contact output
+V	12V power supply output = (max 30mA)
+5V	5V power supply output = (max 15mA)
IN1	Analogical input 1, type 0,5…4,5V / ntc (10 kΩ @25°C, β3435), (Ri = 10 kΩ)
0V	Ground I/O
4÷20	Analogical input 1, type 4…20mA (Ri = 100 Ω)

CONTROLS TERMINAL BOARD (EXPANSION CARD I/O)

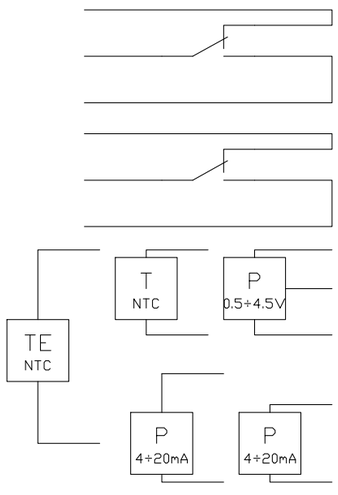

Term.	Description
NC	Relay 3 closed norm. contact output
COM	Relay 3 common contact output (1A-250V~/3A-30V=)
NO	Relay 3 open norm. contact output
NC	Relay 2 closed norm. contact output
COM	Relay 2 common contact output (1A-250V~/3A-30V=)
NO	Relay 2 open norm. contact output
+5V	Power supply output 5V=(max 15mA)
0V	Ground I/O
IN 2	Analogical input 2, type 0,5…4,5V / ntc (10 kΩ @25°C, β3435), (Ri = 10 kΩ)
4÷20	Analogical input 2, type 4…20mA (Ri = 100 Ω)
4÷20	Analogical input 3, type 4…20mA (Ri = 100 Ω)
TE	Ambient sensor input NTC (10kΩ @25°C)
+V	Power supply output 12V= (max 100mA)
0V	Ground I/O
OUT2	Analogical output 2, tipo 0...10V= (max 15mA)

+V	+5V	IN1	4..20	0V
CPU: Main Controller MOD. : 0	CPU: Main Controller MOD. : 0	CPU: Main Controller MOD. : 0	CPU: Main Controller MOD. : 0	CPU: Main Controller MOD. : 0
Name: Sheet:	Name: Sheet:	Name: A1 Sheet: 21.2B	Name: A1 Sheet: 21.2B	Name: A1 Sheet: 21.2B
		Analog Input 1	Analog Input	Ground Analog I/O

REV.	MODIFICATION	DATE	DRAW	CHECK	APPR.
00	First Issue	16/06/2022	APR	PEL	FW

ELECTRAIMPIANTI
ELECTRAIMPIANTI Srl
Via Adone Perin, 1 36073 - Cornedo Vic. - VI
tel. +39 0445 490445 - Fax +39 0445 490456
E-mail: info@electraimpianti.it

Draw. N.:	EI000965
CAD:	SPAC
File Name:	EI000965.dwg
Customer:	ELECTRAIMPIANTI
Plant	Control Panel ECCB2 14T H
	Controllore *Controller*
Doc.N°	31419444
Job/ Series:	P00045-000
FG.	21
F.S.	22

Allarme Cumulativo
(Contatto Pulito)
Cumulative Alarm
(Dry Contact)

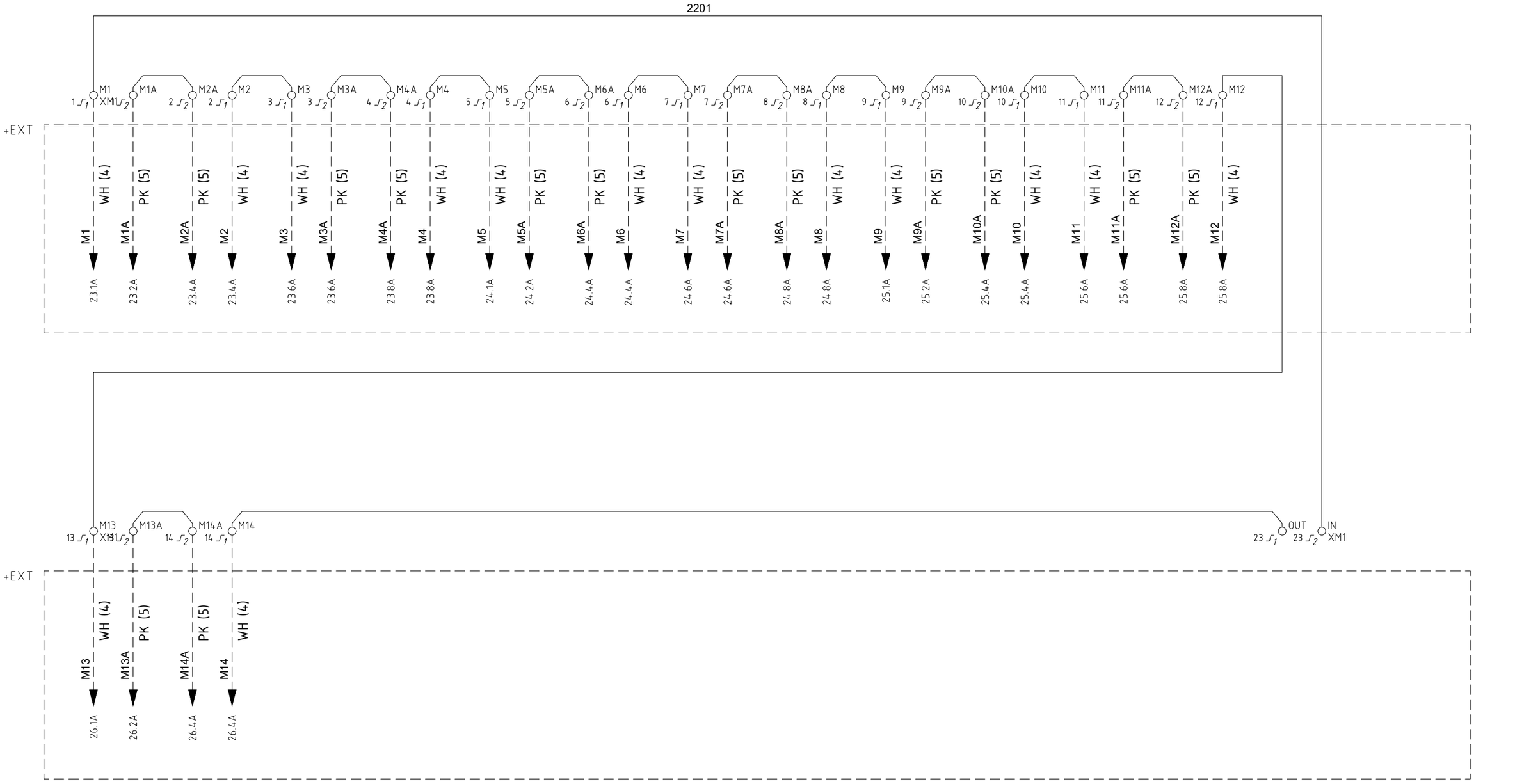

Nota 1: Configurazione
Alternativa del Cavo tra Parentesi

Note 1: Cable Alternative
Configuration in Brackets

REV.	MODIFICATION	DATE	DRAW	CHECK	APPR.
00	First Issue	16/06/2022	APR	PEL	FW

ELECTRAIMPIANTI
ELECTRAIMPIANTI Srl
Via Adone Perin, 1 36073 - Cornedo Vic. - VI
tel. +39 0445 490445 - Fax +39 0445 490456
E-mail: info@electraimpianti.it

Draw. N.:	EI000965
CAD:	SPAC
File Name:	EI000965.dwg
Customer:	ELECTRAIMPIANTI

Plant	Control Panel ECCB2 14T H
	Allarmi Ventilatori *Fans Alarms*

Doc.N°	31419444
Job/ Series:	P00045-000
FG.	22
F.S.	23

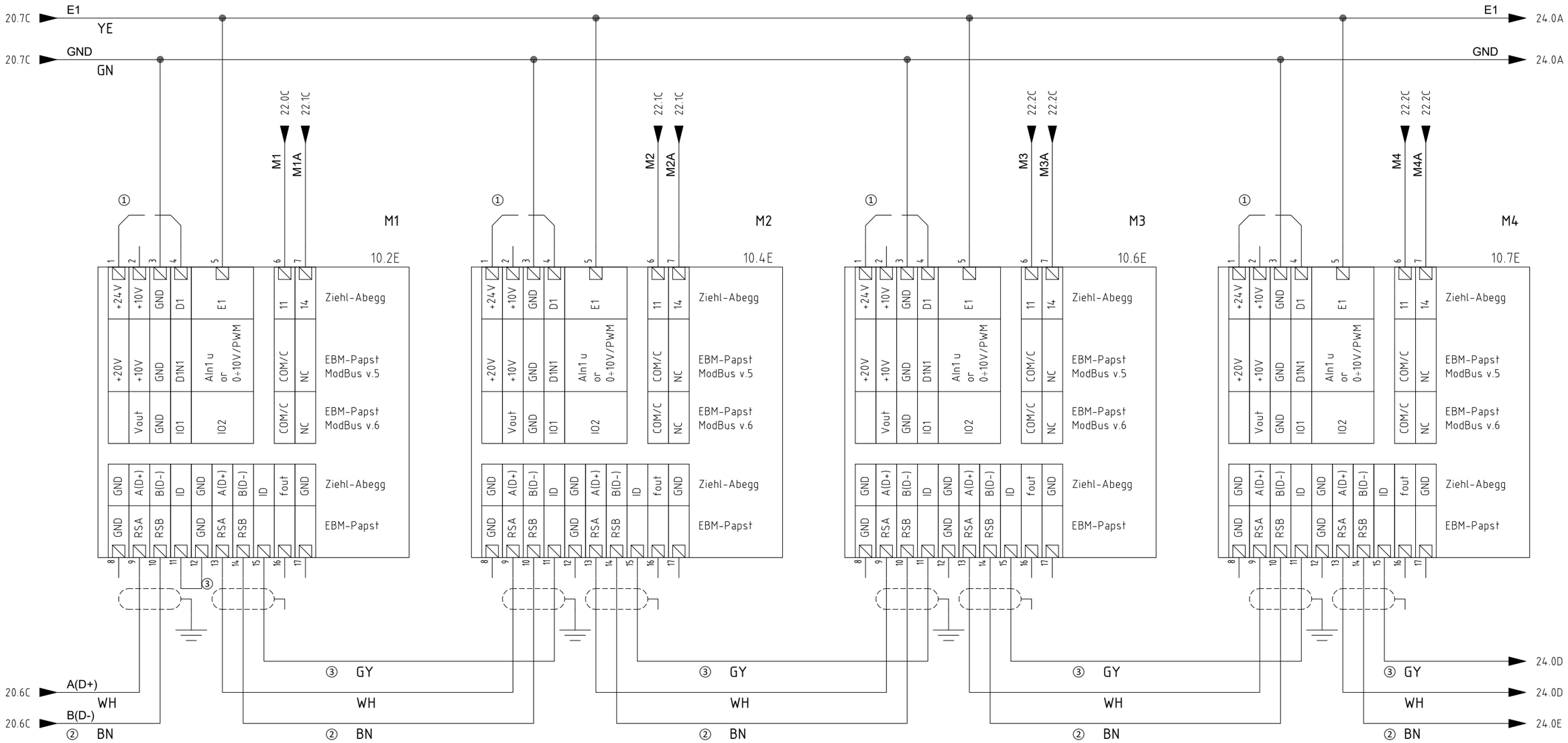

① Connessione Necessaria Solo Per Ventilatori Ziehl-Abegg

① Connection Required Only For Ziehl-Abegg Fans

② Connessione Modbus Opzionale Solo Per Ventilatori Ziehl-Abegg

② Modbus Connection Is Optional Only For Ziehl-Abegg Fans

③ Connessione Modbus Opzionale Solo Per Ventilatori Ziehl-Abegg

③ Modbus Connection Is Optional Only For Ziehl-Abegg Fans

REV.	MODIFICATION	DATE	DRAW	CHECK	APPR.
00	First Issue	16/06/2022	APR	PEL	FW

ELECTRAIMPIANTI
ELECTRAIMPIANTI Srl
Via Adone Perin, 1 36073 - Cornedo Vic. - VI
tel. +39 0445 490445 - Fax +39 0445 490456
E-mail: info@electraimpianti.it

Draw. N.:	EI000965
CAD:	SPAC
File Name:	EI000965.dwg
Customer:	ELECTRAIMPIANTI

Plant: Control Panel ECCB2 14T H

Connessione Ventilatori
Fans Connections

Doc.N° 31419444

Job/ Series: P00045-000

F.G. 23

F.S. 24

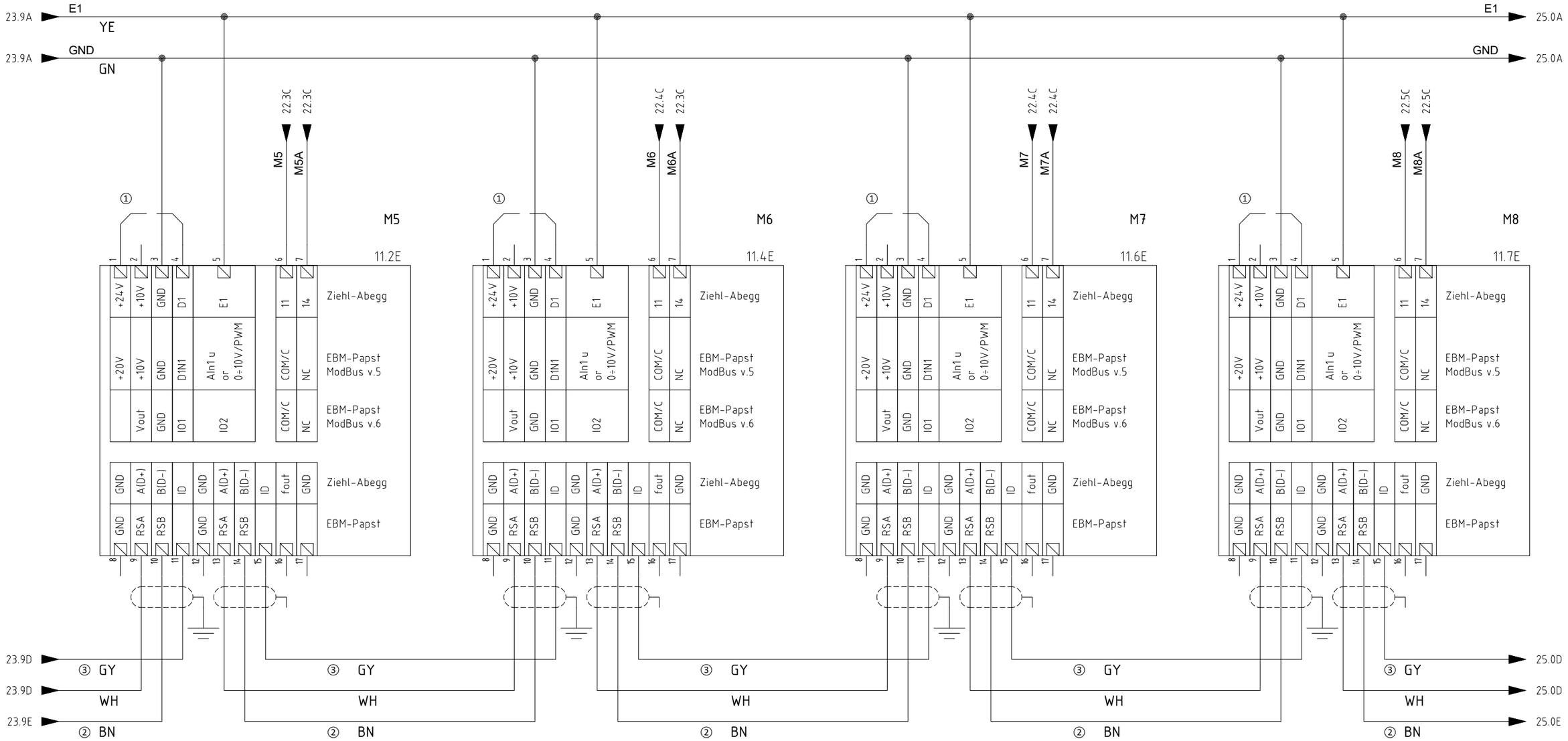

① Connessione Necessaria Solo Per Ventilatori Ziehl-Abegg

① Connection Required Only For Ziehl-Abegg Fans

② Connessione Modbus Opzionale Solo Per Ventilatori Ziehl-Abegg

② Modbus Connection Is Optional Only For Ziehl-Abegg Fans

③ Connessione Modbus Opzionale Solo Per Ventilatori Ziehl-Abegg

③ Modbus Connection Is Optional Only For Ziehl-Abegg Fans

REV.	MODIFICATION	DATE	DRAW	CHECK	APPR.
00	First Issue	16/06/2022	APR	PEL	FW

ELECTRAIMPIANTI
ELECTRAIMPIANTI Srl
Via Adone Perin, 1 36073 - Cornedo Vic. - VI
tel. +39 0445 490445 - Fax +39 0445 490456
E-mail: info@electraimpianti.it

Draw. N.:	EI000965
CAD:	SPAC
File Name:	EI000965.dwg
Customer:	ELECTRAIMPIANTI

Plant: Control Panel ECCB2 14T H

Connessione Ventilatori
Fans Connections

Doc.N°: 31419444

Job/ Series: P00045-000

F.G. 24

F.S. 25

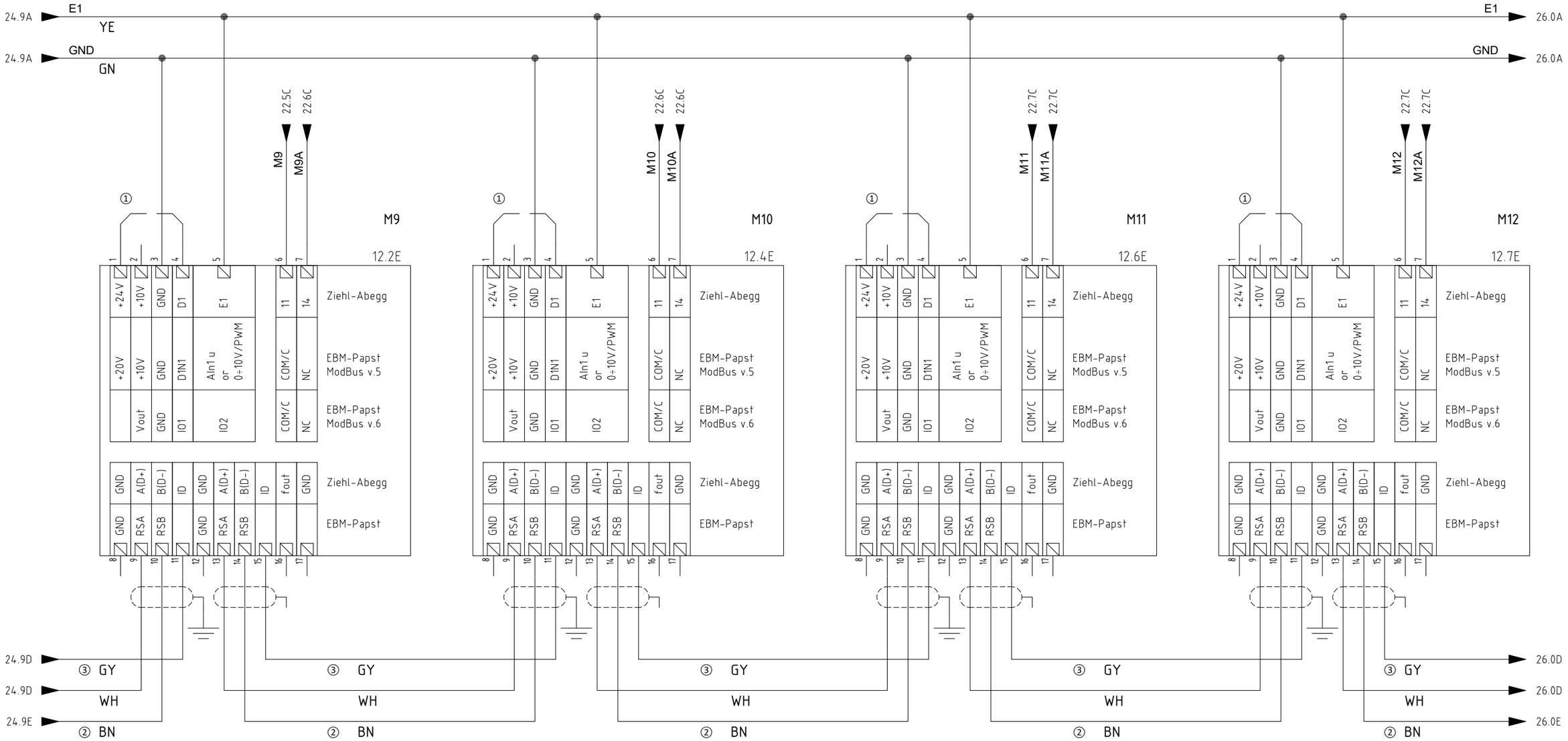

① Connessione Necessaria Solo Per Ventilatori Ziehl-Abegg

① Connection Required Only For Ziehl-Abegg Fans

② Connessione Modbus Opzionale Solo Per Ventilatori Ziehl-Abegg

② Modbus Connection Is Optional Only For Ziehl-Abegg Fans

③ Connessione Modbus Opzionale Solo Per Ventilatori Ziehl-Abegg

③ Modbus Connection Is Optional Only For Ziehl-Abegg Fans

REV.	MODIFICATION	DATE	DRAW	CHECK	APPR.
00	First Issue	16/06/2022	APR	PEL	FW

ELECTRAIMPIANTI
ELECTRAIMPIANTI Srl
Via Adone Perin, 1 36073 - Cornedo Vic. - VI
tel. +39 0445 490445 - Fax +39 0445 490456
E-mail: info@electraimpianti.it

Draw. N.:	EI000965
CAD:	SPAC
File Name:	EI000965.dwg
Customer:	ELECTRAIMPIANTI

Plant: Control Panel ECCB2 14T H

Connessione Ventilatori
Fans Connections

Doc.N° 31419444

Job/ Series: P00045-000

F.G. 25

F.S. 26

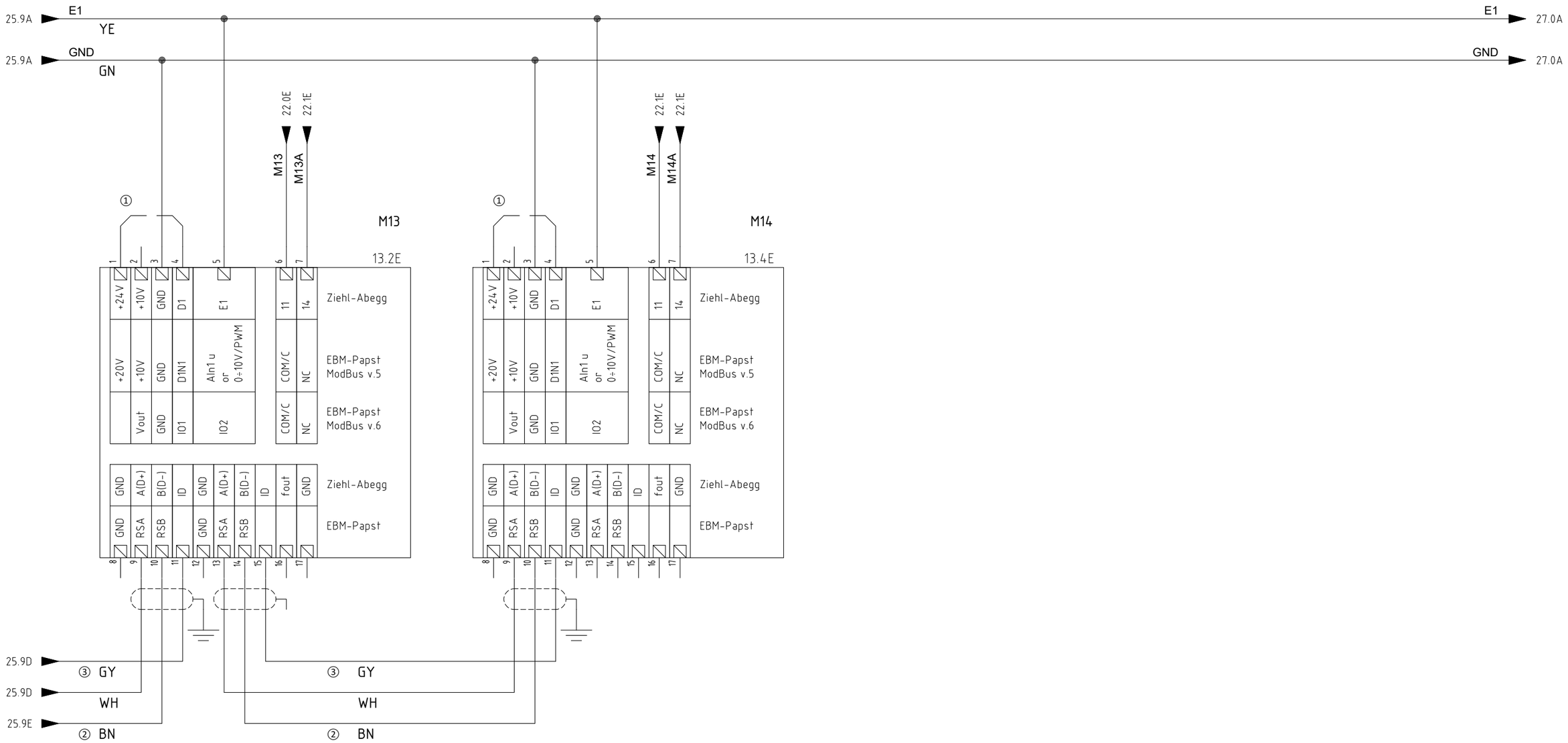

① Connessione Necessaria Solo Per Ventilatori Ziehl-Abegg

① Connection Required Only For Ziehl-Abegg Fans

② Connessione Modbus Opzionale Solo Per Ventilatori Ziehl-Abegg

② Modbus Connection Is Optional Only For Ziehl-Abegg Fans

③ Connessione Modbus Opzionale Solo Per Ventilatori Ziehl-Abegg

③ Modbus Connection Is Optional Only For Ziehl-Abegg Fans

REV.	MODIFICATION	DATE	DRAW	CHECK	APPR.
00	First Issue	16/06/2022	APR	PEL	FW

ELECTRAIMPIANTI
ELECTRAIMPIANTI Srl
Via Adone Perin, 1 36073 - Cornedo Vic. - VI
tel. +39 0445 490445 - Fax +39 0445 490456
E-mail: info@electraimpianti.it

Draw. N.:	EI000965
CAD:	SPAC
File Name:	EI000965.dwg
Customer:	ELECTRAIMPIANTI

Plant: Control Panel ECCB2 14T H

Connessione Ventilatori
Fans Connections

Doc.N°: 31419444

Job/ Series: P00045-000

FG. 26

F.S. 30

=QG - XM1
Motor Alarms

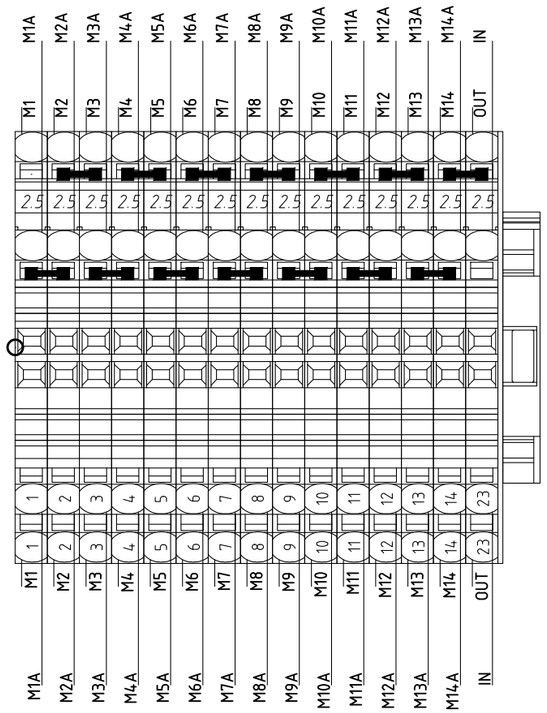

=QG - XM2
Signals

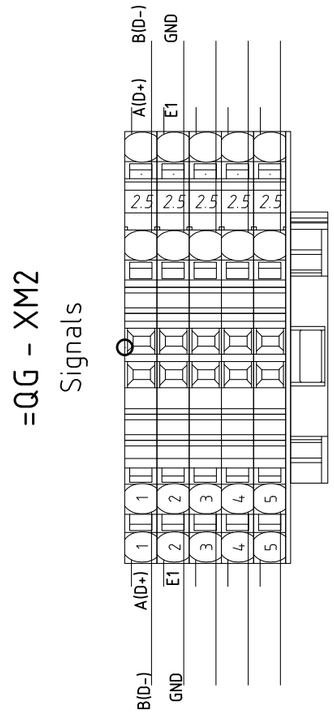

REV.	MODIFICATION	DATE	DRAW	CHECK	APPR.
00	First Issue	16/06/2022	APR	PEL	FW

ELECTRAIMPIANTI
ELECTRAIMPIANTI Srl
Via Adone Perin, 1 36073 - Cornedo Vic. - VI
tel. +39 0445 490445 - Fax +39 0445 490456
E-mail: info@electraimpianti.it

Draw. N.:	EI000965
CAD:	SPAC
File Name:	EI000965.dwg
Customer:	ELECTRAIMPIANTI

Plant: Control Panel ECCB2 14T H

Morsettiera
Terminal

Doc.N°: 31419444

Job/ Series: P00045-000

FG. 30

F.S. 31

=QG - XM1

Motor Alarms

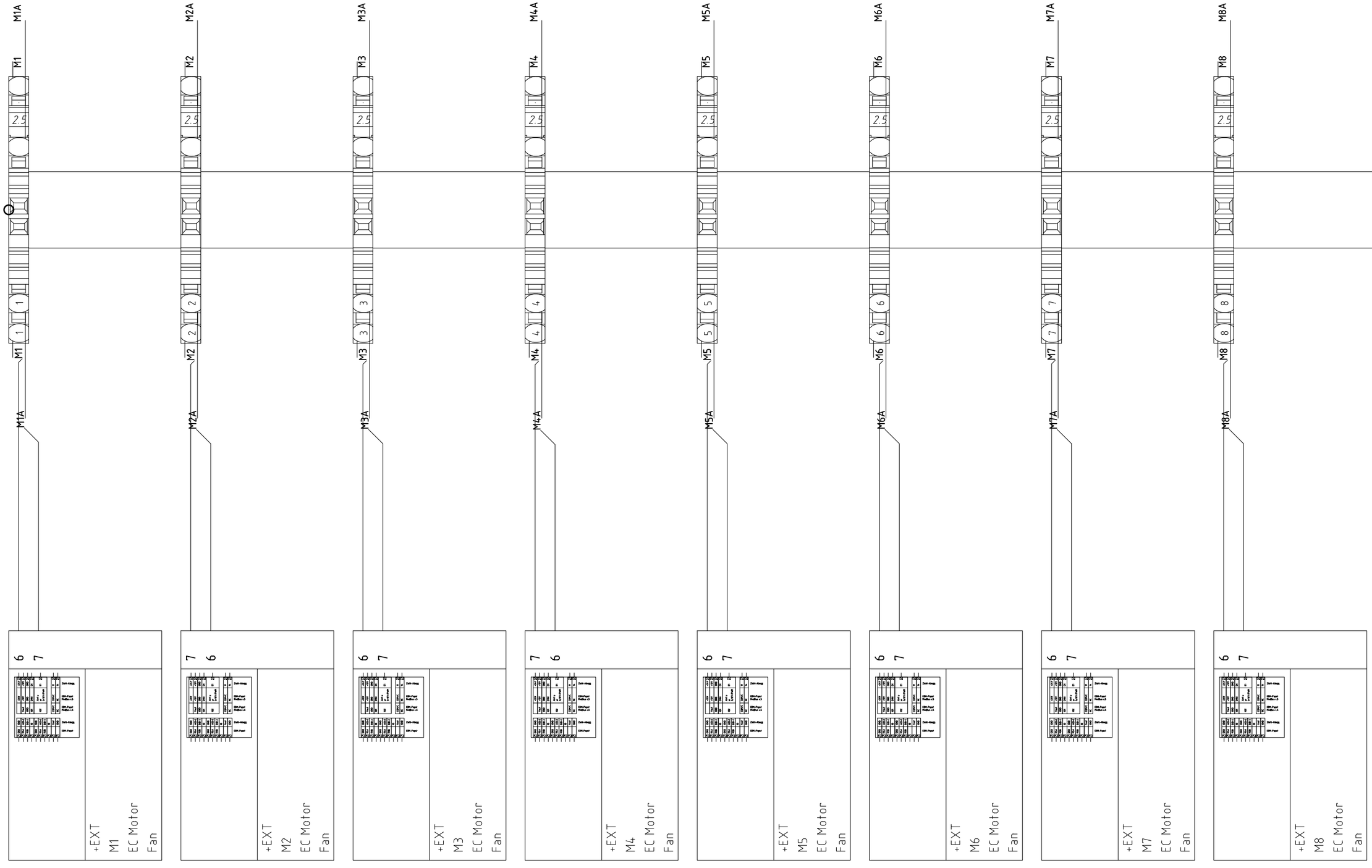

REV.	MODIFICATION	DATE	DRAW	CHECK	APPR.
00	First Issue	16/06/2022	APR	PEL	FW

ELECTRAIMPIANTI

ELECTRAIMPIANTI Srl
Via Adone Perin, 1 36073 - Cornedo Vic. - VI
tel. +39 0445 490445 - Fax +39 0445 490456
E-mail: info@electraimpianti.it

Draw. N.:	EI000965
CAD:	SPAC
File Name:	EI000965.dwg
Customer:	ELECTRAIMPIANTI

Plant: Control Panel ECCB2 14T H

Morsettiera
Terminal

Doc.N° 31419444

Job/ Series: P00045-000

F.G. 31

F.S. 32

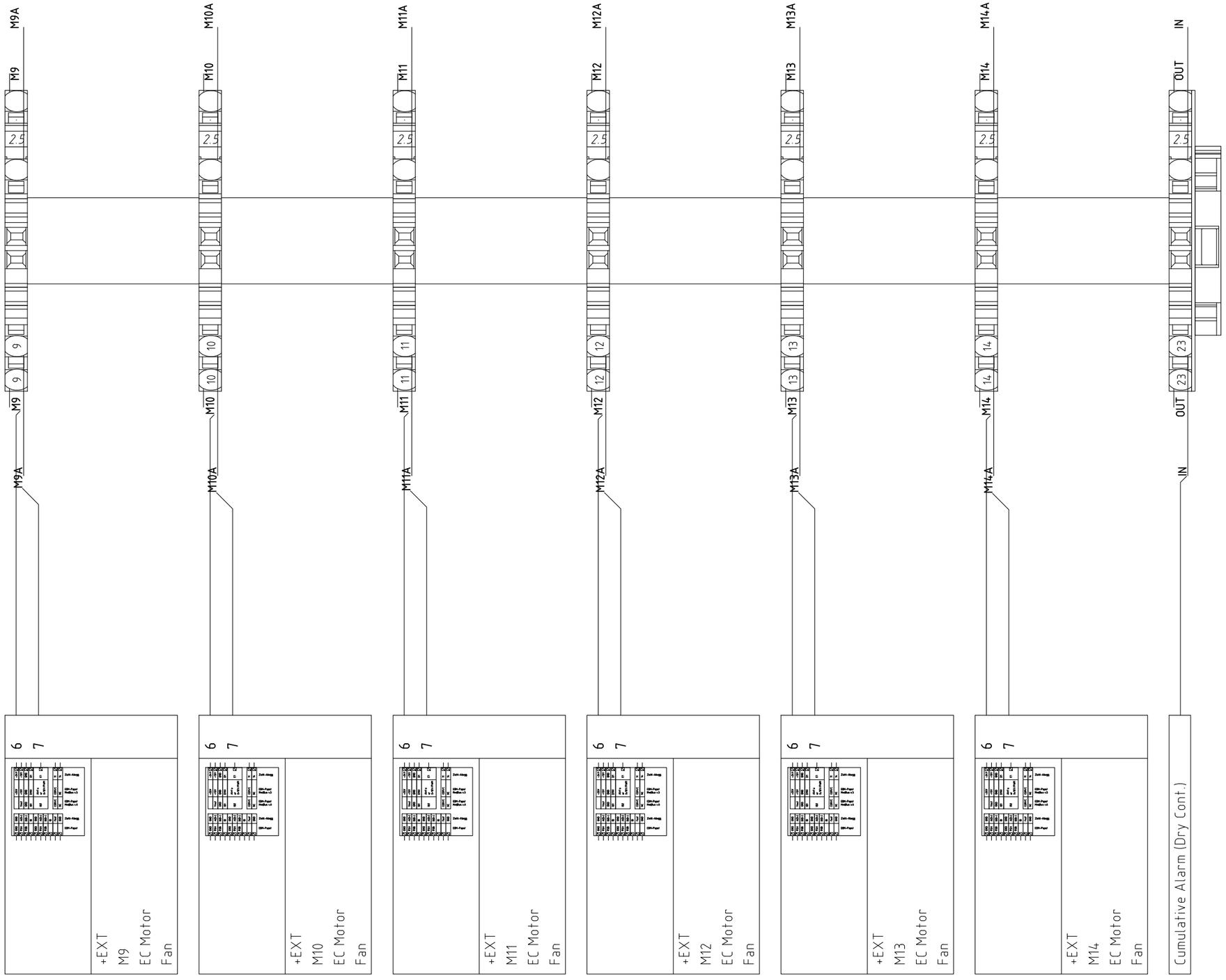

REV.	MODIFICATION	DATE	DRAW	CHECK	APPR.
00	First Issue	16/06/2022	APR	PEL	FW

ELECTRAIMPIANTI
ELECTRAIMPIANTI Srl
Via Adone Perin, 1 36073 - Cornedo Vic. - VI
tel. +39 0445 490445 - Fax +39 0445 490456
E-mail: info@electraimpianti.it

Draw. N.:	EI000965
CAD:	SPAC
File Name:	EI000965.dwg
Customer:	ELECTRAIMPIANTI

Plant: Control Panel ECCB2 14T H

Morsettiera
Terminal

Doc.N° 31419444

Job/ Series: P00045-000

FG. 32

F.S. 33

=QG - XM2

Signals

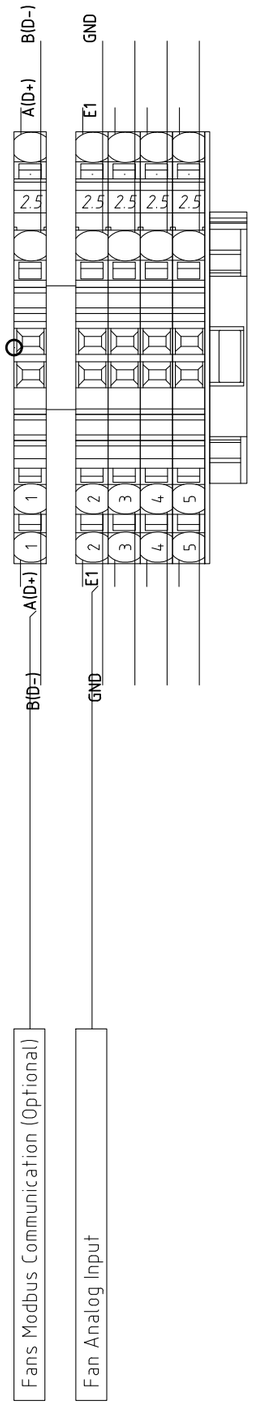

REV.	MODIFICATION	DATE	DRAW	CHECK	APPR.
00	First Issue	16/06/2022	APR	PEL	FW

ELECTRAIMPIANTI

ELECTRAIMPIANTI Srl
Via Adone Perin, 1 36073 - Cornedo Vic. - VI
tel. +39 0445 490445 - Fax +39 0445 490456
E-mail: info@electraimpianti.it

Draw. N.:	EI000965
CAD:	SPAC
File Name:	EI000965.dwg
Customer:	ELECTRAIMPIANTI

Plant	Control Panel ECCB2 14T H
	Morsettiera *Terminal*

Doc.N°	31419444
Job/ Series:	P00045-000
FG.	33
F.S.	/